

Uniclass L3811+L411+L413:P43	EPIC C421+D11+D13:X46
CI/SFB (21.4)+(31.4)+(31.5)	Xh4

March 2010

**sapa:**

**buildingsystem**

ARCHITECTURAL ALUMINIUM SOLUTIONS



# Elegance 52 & Elegance 72 Curtain Walling

## Technical Data Sheet

Sapa Building System

# Elegance 52 & 72

## Contents

3	Elegance 52 Design Features
4	Elegance 72 Design Features
5	Elegance 52 & Elegance 72 Performance Data
6	Support Services
7	Profile Inertia Values
12	General Arrangements
14	Typical Elegance 52 ST Mullion
15	Typical Elegance 52 HL Mullion
16	Typical Elegance 52 SG Mullion
17	Typical Elegance 52 SX Mullion
18	Typical Elegance 52 GF Mullion
19	Typical Elegance 52 ST Mullion with SGV Casement
20	Typical Elegance 52 ST Expansion Mullion
21	Typical Elegance 52 ST Transom
22	Typical Elegance 52 HL Transom
23	Typical Elegance 52 SG Transom
24	Typical Elegance 52 SX Transom
25	Typical Elegance 52 GF Transom
26	Typical Elegance 52 ST Transom with SGV Casement
27	Typical Elegance 52 ST External Facet Mullion
28	Typical Elegance 52 ST Internal facet mullion
29	Typical Elegance 52 ST Overclad Mullion & Overclad Transom
30	Typical Elegance 52 ST Alternative Mullion
31	Typical Elegance 52 ST Insert Window
32	Typical Elegance 52 ST Insert Door
33	Typical Elegance 52 ST Jamb Mullion
34	Typical Elegance 52 ST Head Transom
35	Typical Elegance 52 ST Cill Transom
36	Typical Elegance 52 ST Thermal Mullion
37	Typical Elegance 52 ST Thermal Transom
38	Typical Elegance 52 ST Roof Mullion
39	Typical Elegance 52 ST Roof Transoms
40	Typical Elegance 52 ST External Eaves Transom
41	Typical Elegance 52 ST Internal Eaves Transom
42	Typical Elegance 52 ST Roof Hip Mullion (150°)
43	Typical Elegance 52 ST Roof Hip Mullion (135°)
44	Typical Elegance 72 Mullion
45	Typical Elegance 72 Transom

# Design

## Elegance 52

- **Contemporary Design:** Sapa Building Systems' Elegance 52 curtain walling system has been designed to offer specifiers the ultimate in design and performance for the facades of today's buildings. The wide choice of design variations that is offered within the Elegance 52 system complies with the ever increasing complexity of Building Regulations, British Standards and other regulatory demands.
- **Superior thermal performance:** Elegance 52 is a thermally broken curtain walling system that meets and exceeds the requirements of Building Regulations and provides high levels of thermal performance throughout a building. There are no UK standardised models or configurations for measuring the thermal insulation of curtain walling so figures are provided on a project specific basis.
- **Dual colour capability:** The Elegance 52 system can have differing finishes internally and externally.
- **Integrated design:** Elegance 52 features a range of design variants which allow the specifier maximum design flexibility. The system can be coupled to other systems within Sapa's extensive range of products to create buildings that are fully suited whatever their requirements.
- **Accreditation:** Elegance 52 has successfully undergone weather tightness testing at Taylor Woodrow's UK Technology Centre. This UKAS accredited facility follows procedures in accordance with the Centre for Window and Cladding Technology (CWCT) Standard Test Methods for curtain walling and also complies with BS EN 13830. A full report is available on request. Elegance 52 ST can be CE marked by Sapa fabricators if necessary.
- **Choice of appearance:** The Elegance 52 system comprises of six design variants. Please note that some variants are only available on a project specific basis and advice should be sought from Sapa prior to ordering or specifying Elegance curtain wall systems.
  - ST (Full Capped)
  - HL (Trame Horizontal)
  - SX (Structural Glazing - Toggle)
  - SG (Structural Glazing - Carrier Frame)
  - SGV (Structural Glazed Vent)
  - GF (Cassette Glazing)Bespoke profiles can also be designed to allow specifiers to further personalise their designs.
- **Off-site construction:** Elegance can also be offered in a unitised form (Elegance 72), offering the benefits of off-site construction where required or desirable.
- **Ease of maintenance:** Elegance 52 is designed to be simple to manufacture and install on site by Sapa's fully trained and experienced independent fabricators.



- **Product**  
Elegance 52 curtain walling system
- **Design Variants**  
Can be constructed to form vertical, sloped or roof glazing that incorporates fixed and opening lights and doors.
- **Compatibility**  
Can be integrated with other products from the Sapa range including the Dualframe suite and 202 and Stormframe ST Commercial Door and Framing systems.
- **Application**  
Suitable for installation in new build or replacement projects in residential, commercial or public buildings.
- **Finishes**  
A wide range of polyester powder coat finishes is available to BS EN 12206:1 2004. Anodised finishes are to BS 3987 Grade AA25 etch silver with a range of special anodised finishes on application.

For more details, or to talk to a Project Consultant, contact us on 01684 853500.

# Design

## Elegance 72

- **Contemporary Design:** Sapa Building Systems' Elegance 72 unitised curtain walling system has been designed to offer specifiers the ultimate in design and performance for the facades of today's buildings. The wide choice of design variations that is offered within the Elegance 72 unitised system complies with the ever increasing complexity of Building Regulations, British Standards and other regulatory demands.
- **Superior thermal performance:** Elegance 72 is a thermally broken unitised curtain walling system that meets and exceeds the requirements of Building Regulations and provides high levels of thermal performance throughout a building. There are no UK standardised models or configurations for measuring the thermal insulation of curtain walling so figures are provided on a project specific basis.
- **Dual colour capability:** The Elegance 72 system can have differing finishes internally and externally.
- **Integrated design:** Elegance 72 features a range of design variants which allow the specifier maximum design flexibility. The system can be coupled to other systems within Sapa's extensive range of products to create buildings that are fully suited whatever their requirements.
- **Accreditation:** Elegance 72 has successfully undergone weather tightness testing at Taylor Woodrow's UK Technology Centre. This UKAS accredited facility follows procedures in accordance with the Centre for Window and Cladding Technology (CWCT) Standard Test Methods for curtain walling and also complies with BS EN 13830. A full report is available on request.
- **Stick construction:** Elegance can also be offered in a stick form (Elegance 52), offering the benefits of off-site construction where required or desirable.
- **Ease of maintenance:** Elegance 72 is designed to be simple to manufacture and install on site by Sapa's fully trained and experienced independent fabricators.

### ■ Product

Elegance 72 unitised curtain walling system

### ■ Design Variants

Can be constructed to form vertical, sloped or roof glazing that incorporates fixed and opening lights and doors.

### ■ Compatibility

Can be integrated with other products from the Sapa range including the Dualframe suite and 202 and Stormframe ST Commercial Door and Framing systems.

### ■ Application

Suitable for installation in new build or replacement projects in residential, commercial or public buildings.

### ■ Finishes

A wide range of polyester powder coat finishes is available to BS EN 12206:1 2004. Anodised finishes are to BS 3987 Grade AA25 etch silver with a range of special anodised finishes on application.

For more details, or to talk to a Project Consultant, contact us on 01684 853500.



FM01154

# Performance

## Performance data: Elegance 52 & 72

### Composition and Manufacture

Aluminium profiles are extruded from aluminium alloy 6063 or 6060 T6 complying with the recommendations of BS EN 755-9:2001.

Elegance 52 and 72 are dry glazed systems using EPDM gaskets. Drainage can be field or mullion drained in accordance with the conditions on site.

Thermal break is by means of a continuous rigid PVC member which separates mullions and transoms from the pressure plate and external cappings.

Additional aluminium or steel profiles can be inserted in mullions where high inertia values are required for large spans.

### Elegance 52 Weather Performance

CWCT Test Sequence A/BS EN 13830 (Static)

Air Permeability	600/AE750	CWCT/EN12152
Water Tightness	600/RE750	CWCT/EN12154
Wind Resistance	2400/3000	CWCT/EN13116

CWCT Test Sequence B (Dynamic)

Air Permeability	600 Pa
Water Tightness	600 Pa
Wind Resistance	2400 Pa

### Elegance 72 Weather Performance

BS EN 13830 (Static and Dynamic )

Air Permeability	A4	EN12152
Water Tightness (Static)	RE1500	EN12154
Water Tightness (Dynamic)	600	DD ENV13050
Wind Resistance	2400	EN13116
Impact Resistance	E5	EN14019

CWCT Test Sequence B (Dynamic)

Air Permeability	600 Pa
Water Tightness	600 Pa
Wind Resistance	2400 Pa

### Size Limitations

Sizes and spans can vary according to site conditions and the variant specified. Please contact our Marketing Team or Project Consultants for further information.

### Hardware and Security

Elegance 52 and 72 can accommodate other window and door systems from the Sapa range. Contact our Marketing Team or Project Consultants for further information.

### Glazing

Elegance 52 and 72 can accommodate glass, sealed units, spandrel panels or other infill panels from 4-50mm in thickness.

### Site Work

A fabrication, installation and glazing service is available through a nationwide network of specialist curtain walling fabricators, installers and specialist subcontractors. For details of companies please contact our Marketing Team on 01684 853500.

# Support

## Support services

- Our field based Project Consultants, working with our in-house Technical Support team, provide UK specifiers with specialist advice concerning the correct application of products, giving guidance on Building Regulations, British Standards and other issues such as product specifications, usage, maintenance and safety. Complementary to this, our Product Support Department has an invaluable reservoir of experience on every aspect of our product range.
- We also appreciate that the specification process is influenced by client demands to obtain best value, and to that end, we can participate in site visits, your design meetings and budgetary planning. We can assist with written specification documents (which can be supplied in either an NBS format, or your own specification layout) and supported by samples, literature and drawings for consultation or planning issues.
- Taking this partnership approach through the whole project allows on-site monitoring of manufacturing and installation ensuring the specifier always has professional support from a worldwide group. Drawing on one of the largest fabricator and installer networks in the UK, we can provide details of specialist contractors who will quote or tender competitively for any type of contract.
- For specification assistance or details of fabricators and installers, please call our Marketing Department on 01684 853500.

### ■ Sapa Group













Sapa Building Systems Limited is a member of the worldwide Sapa Group. We develop and market high value-added profiles in aluminium and are the leading independent producer of aluminium profiles in the world, with customers in Europe, North America and Asia. In the UK, the Sapa Group has extensive multi-site extrusion, re-melt and anodising facilities, and we partner with key suppliers to offer all of our profiles pre-finished in polyester powder coat to the relevant EN standards. These resources give us total control and a fast and co-operative response, offering total control and a fast and co-operative response.












Backed by the resources of the Group, Sapa Building Systems Limited offers architects and specifiers a wide range of innovative aluminium systems for curtain walling, doors, windows and specialist applications. With a wealth of European knowledge and experience our company was founded on the highly respected Glostal, Monarch and RC System brands that have satisfied the demands of specifiers for over four decades. Sapa Building System's Quality Management processes are approved under BS EN ISO 9001:2000 and we have been recognised as an Investor in People for over 10 years.















PROFILE INERTIA VALUES

The following pages give information on the inertia values of the integral mullions and transoms. BS 6399 Part 2 must be used to calculate the inertia value required.

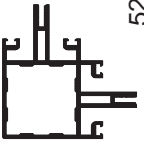








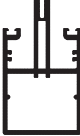






















Profile	Inertia (cm <sup>4</sup> )
 52i68	 9.45
	 14.09
 52R58	 6.42
	 9.57
 52R59	 16.77
	 15.81
 52i51	 40.63
	 21.54

Profile	Inertia (cm <sup>4</sup> )
 52M50*	 67.77
	 25.46
 52M52*	 102.57
	 29.76
 52M53*	 165.07
	 34.99
 52M54*	 259.62
	 40.77

Profile	Inertia (cm <sup>4</sup> )
 52M55*	 393.11
	 46.91
 52i64*	 663.73
	 55.68
 52i62*	 923.84
	 85.01
 52i66	 1649.70
	 94.82

\* Available as part of our standard range. All other profiles are available to order and will therefore be subject to extended leadtimes. Please consult with your Project Consultant for further details.












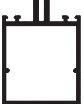
























PROFILE INERTIA VALUES

 52i61	 66.87	 52i65	 151.47	 52M05	 35.05
	 66.87		 12.40		 21.05
 52M07	 57.00	 52M08	 86.80	 52M10	 181.18
	 25.80		 29.70		 37.16
 52M14	 383.65	 52M15	 449.11	 52M16	 520.95
	 47.62		 50.23		 52.55
 52M18	 739.80				 739.80
	 59.25				 59.25

\* Available as part of our standard range. All other profiles are available to order and will therefore be subject to extended leadtimes. Please consult with your Project Consultant for further details.







































PROFILE INERTIA VALUES

Profile	Inertia (cm <sup>4</sup> )	Profile	Inertia (cm <sup>4</sup> )	Profile	Inertia (cm <sup>4</sup> )
 52R51	 1.09	 52R53*	 20.23	 52T61*	 218.10
	 3.76		 14.97		 37.20
 52R64	 3.74	 52T54*	 37.11	 52T63*	 305.59
	 8.84		 18.37		 42.20
 52R65	 5.53	 52T62*	 91.60	 52R57	 11.51
	 9.66		 25.29		 7.90
 52R52	 12.18	 52T60*	 144.05	 52R56	 12.20
	 12.70		 29.83		 7.71

\* Available as part of our standard range. All other profiles are available to order and will therefore be subject to extended leadtimes. Please consult with your Project Consultant for further details.













## Elegance 52 Curtain Walling

## PROFILE INERTIA VALUES

Profile	 52R80	Inertia (cm <sup>4</sup> )	 4.15
		 7.29	
Profile	 52R81	Inertia (cm <sup>4</sup> )	 14.75
		 14.96	
Profile	 52T82	Inertia (cm <sup>4</sup> )	 34.84
		 20.20	
Profile	 52T83	Inertia (cm <sup>4</sup> )	 58.10
		 24.12	
Profile	 52T84	Inertia (cm <sup>4</sup> )	 89.27
		 28.04	
Profile	 52T85	Inertia (cm <sup>4</sup> )	 144.43
		 33.28	
Profile	 52T86	Inertia (cm <sup>4</sup> )	 308.02
		 43.74	
Profile	 52T87	Inertia (cm <sup>4</sup> )	 217.69
		 38.86	
Profile	 52H12	Inertia (cm <sup>4</sup> )	 0.24
		 5.27	
Profile	 52H15	Inertia (cm <sup>4</sup> )	 15.58
		 15.58	
Profile	 52H14	Inertia (cm <sup>4</sup> )	 346.86
		 46.88	
Profile	 52P20	Inertia (cm <sup>4</sup> )	 205.29
		 43.60	

\* Available as part of our standard range. All other profiles are available to order and will therefore be subject to extended leadtimes. Please consult with your Project Consultant for further details.

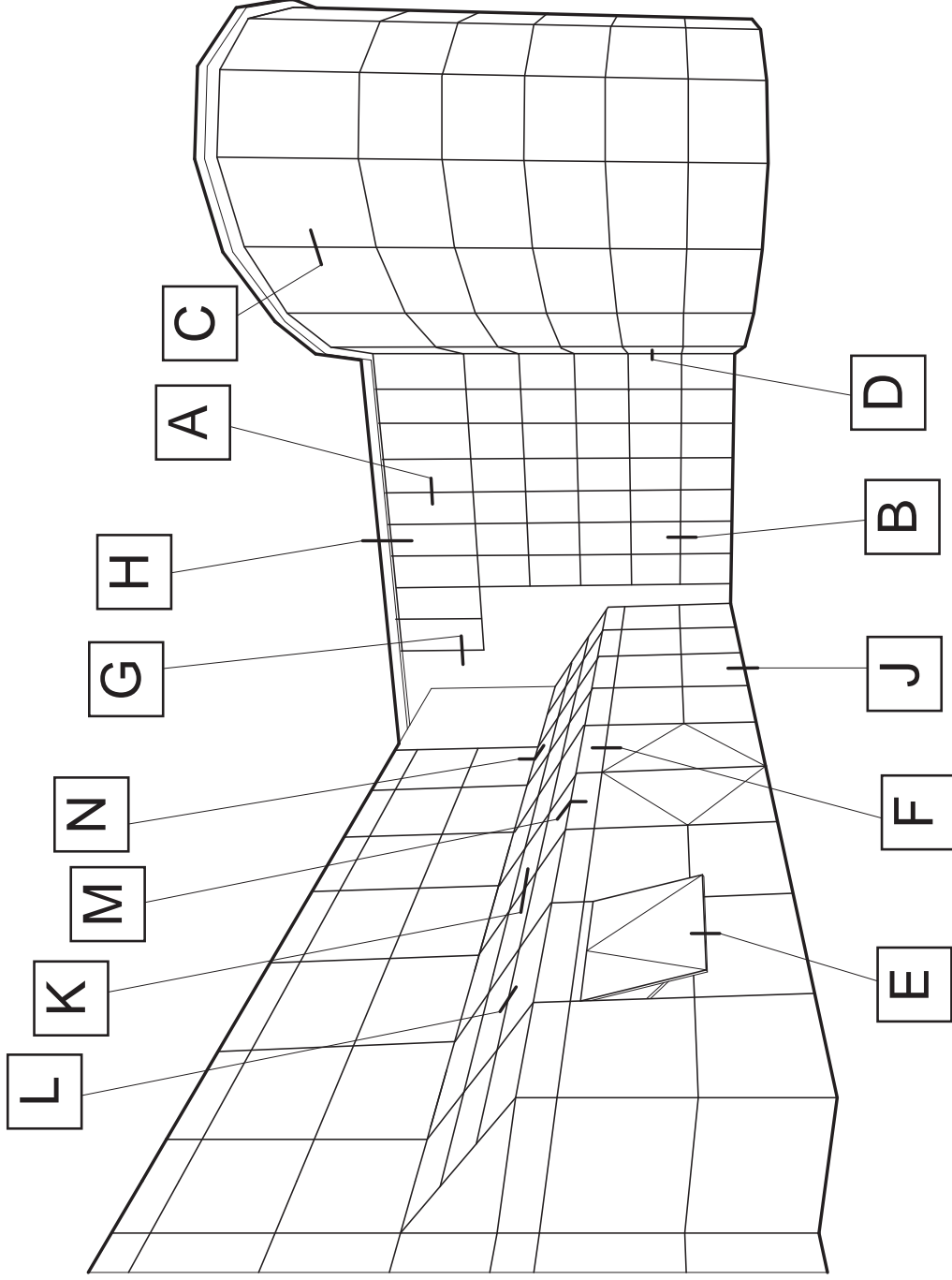
### PROFILE INERTIA VALUES

Profile	Inertia (cm <sup>4</sup> )		Profile	Inertia (cm <sup>4</sup> )		Profile	Inertia (cm <sup>4</sup> )	
	↩	↪		↩	↪		↩	↪
 52H58	↩	7.20	 52H53*	↩	77.98	 52H54*	↩	147.24
	↪	6.20		↪	12.06		↪	12.44
 52H59	↩	18.00	 52H61	↩	91.20	 52H55*	↩	218.77
	↪	10.70		↪	12.00		↪	12.73
 52H52	↩	38.82	 52H34	↩	147.24	 52H56	↩	266.87
	↪	11.72		↪	12.44		↪	12.90
 52H60*	↩	48.00	 52H62	↩	151.60	 52H57	↩	380.73
	↪	13.00		↪	12.20		↪	13.24

\* Available as part of our standard range. All other profiles are available to order and will therefore be subject to extended leadtimes. Please consult with your Project Consultant for further details.

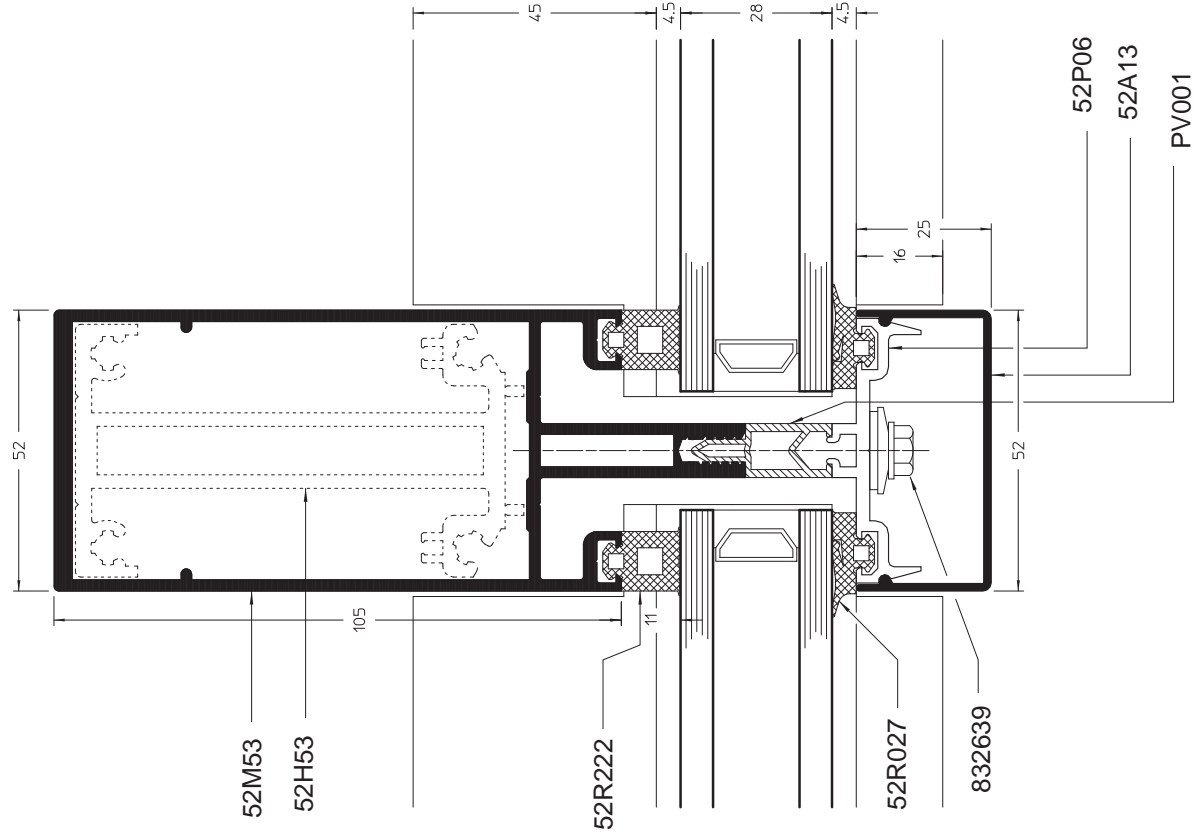
Elegance 52 Curtain Walling		
GENERAL ARRANGEMENTS		
Detail	Elevation	Page
	<b>Elegance 52</b>	
A	Typical Elegance 52 ST Mullion	14
B	Typical Elegance 52 HL Mullion	15
B	Typical Elegance 52 SG Mullion	16
C	Typical Elegance 52 SX Mullion	17
D	Typical Elegance 52 GF Mullion	18
	Typical Elegance 52 ST Mullion with SGV Casement	19
	Typical Elegance 52 ST Expansion Mullion	20
E	Typical Elegance 52 ST Transom	21
F	Typical Elegance 52 HL Transom	22
G	Typical Elegance 52 SG Transom	23
H	Typical Elegance 52 SX Transom	24
J	Typical Elegance 52 GF Transom	25
	Typical Elegance 52 ST Transom with SGV Casement	26
	Typical Elegance 52 ST External Facet Mullion	27
K	Typical Elegance 52 ST Internal facet mullion	28
L	Typical Elegance 52 ST Overclad Mullion & Overclad Transom	29
M	Typical Elegance 52 ST Alternative Mullion	30
N	Typical Elegance 52 ST Insert Window	31
	Typical Elegance 52 ST Insert Door	32
	Typical Elegance 52 ST Jamb Mullion	33
	Typical Elegance 52 ST Head Transom	34
	Typical Elegance 52 ST Cill Transom	35
	Typical Elegance 52 ST Thermal Mullion	36
	Typical Elegance 52 ST Thermal Transom	37
	Typical Elegance 52 ST Roof Mullion	38
	Typical Elegance 52 ST Roof Transoms	39
	Typical Elegance 52 ST External Eaves Transom	40
	Typical Elegance 52 ST Internal Eaves Transom	41
	Typical Elegance 52 ST Roof Hip Mullion (150°)	42
	Typical Elegance 52 ST Roof Hip Mullion (135°)	43
<b>Elegance 72 Unitted Curtain Walling</b>		
	Typical Elegance 72 Mullion	44
	Typical Elegance 72 Transom	45

These drawings illustrate a number of the available profile combinations. Note that some products are only available on a project basis. Consult Sapa Building Systems for further details.



GENERAL ARRANGEMENTS

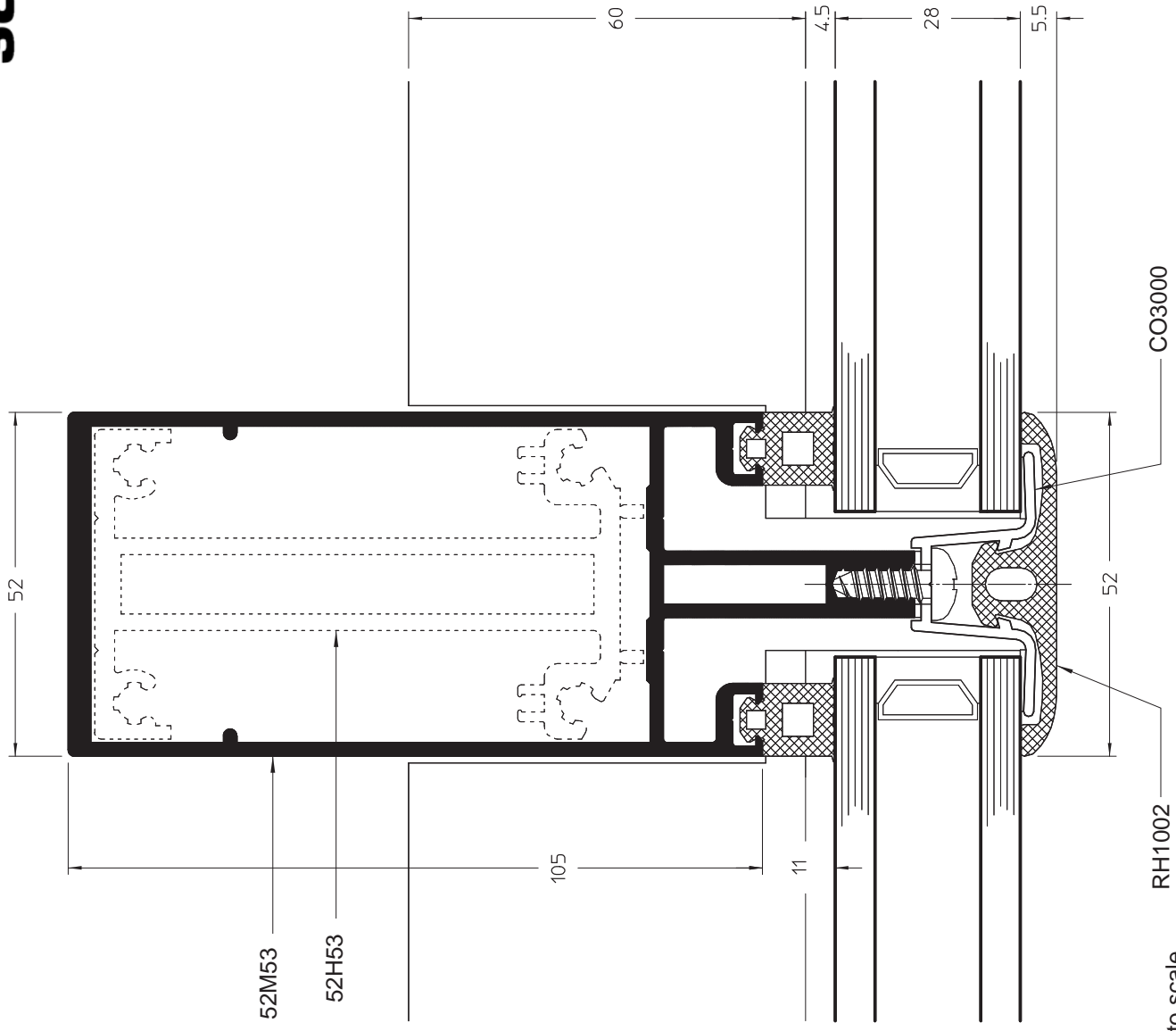
Typical Mullion



GENERAL ARRANGEMENTS

Typical Mullion

A

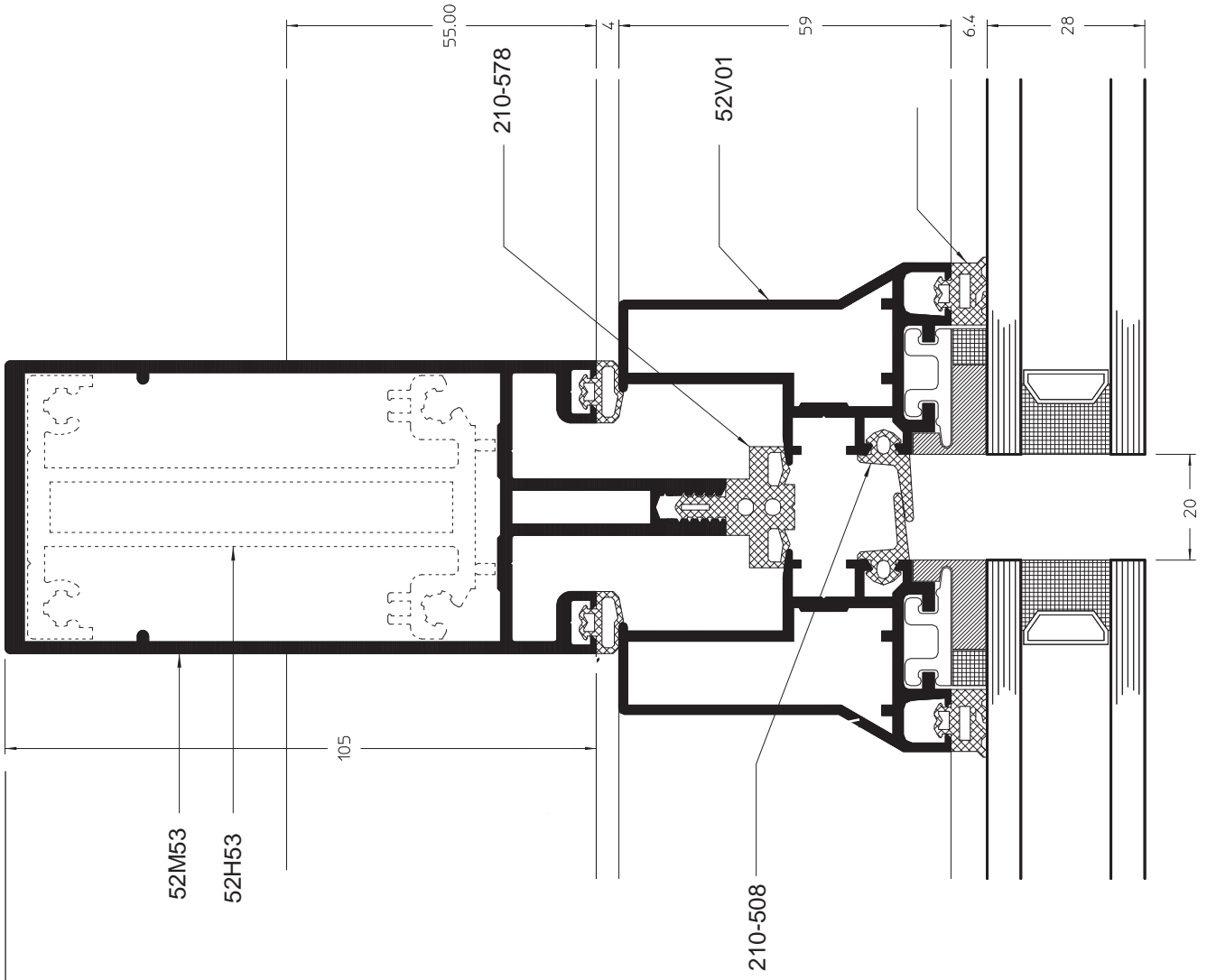


For illustration purposes this drawing is not to scale

Elegance 52 SG Curtain Walling

GENERAL ARRANGEMENTS

Typical Mullion



For illustration purposes this drawing is not to scale



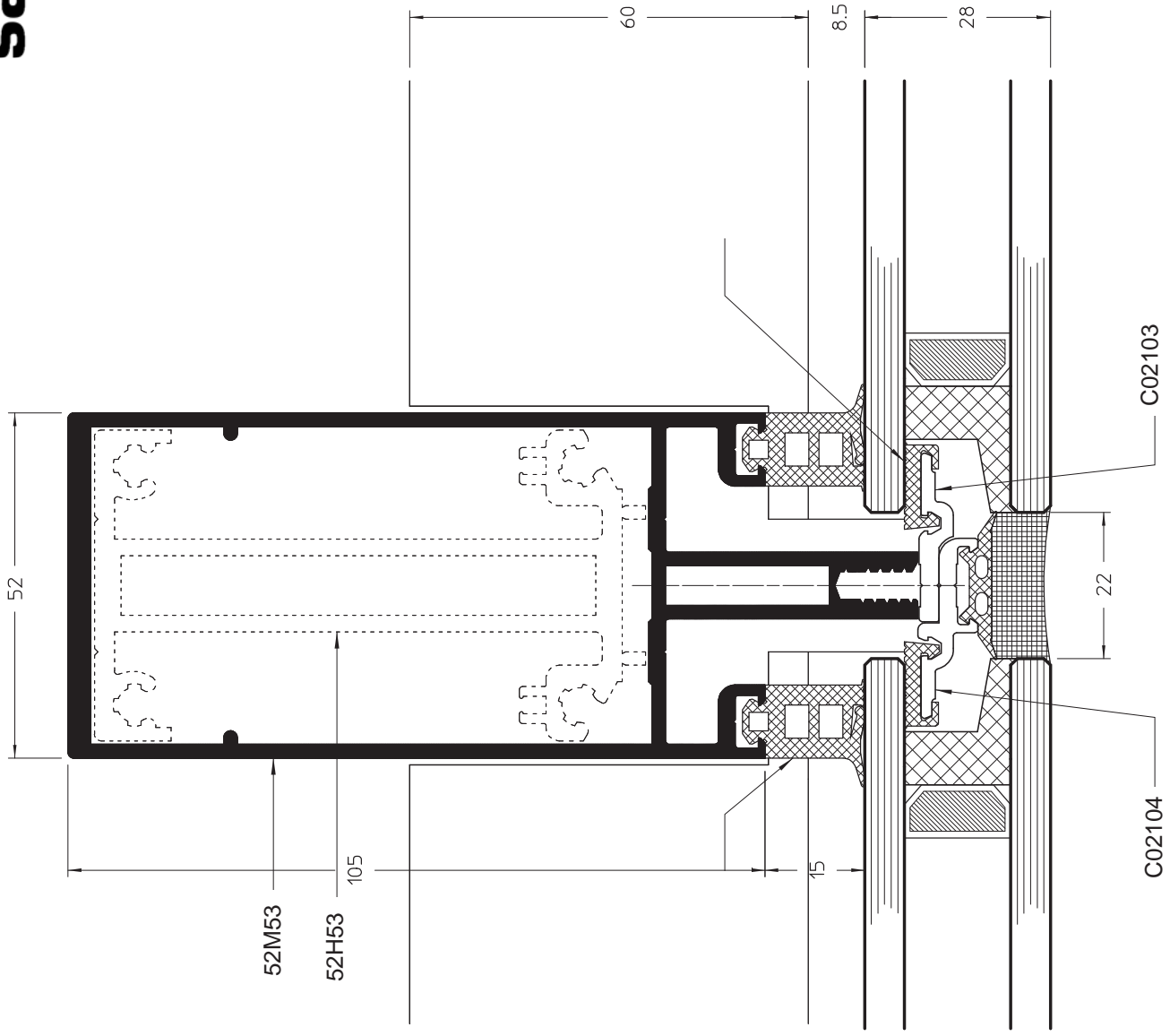
# sapa:

Elegance 52 SX Curtain Walling

GENERAL ARRANGEMENTS

Typical Mullion

A



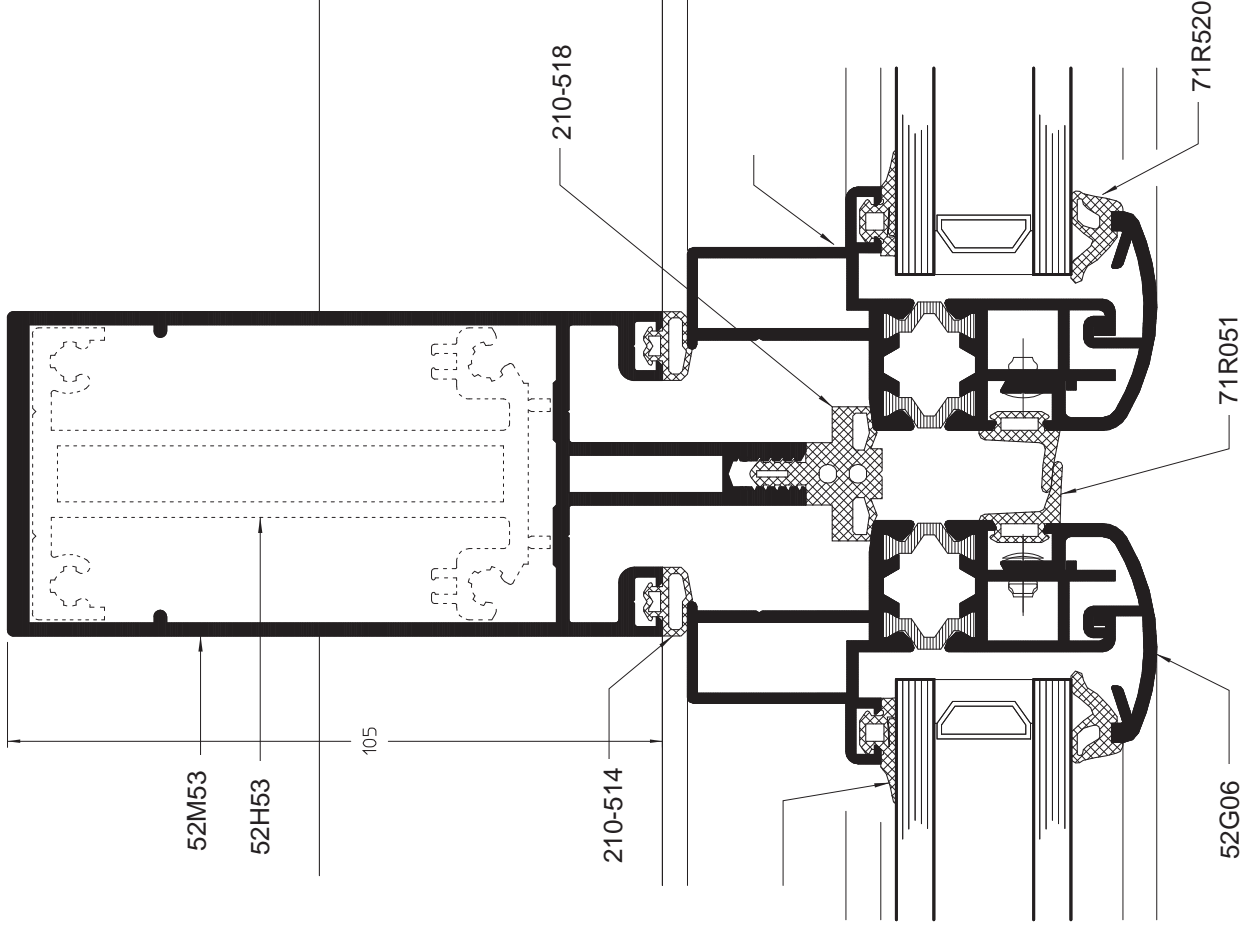
For illustration purposes this drawing is not to scale

Elegance 52 GF Curtain Walling

GENERAL ARRANGEMENTS

Typical Million

A



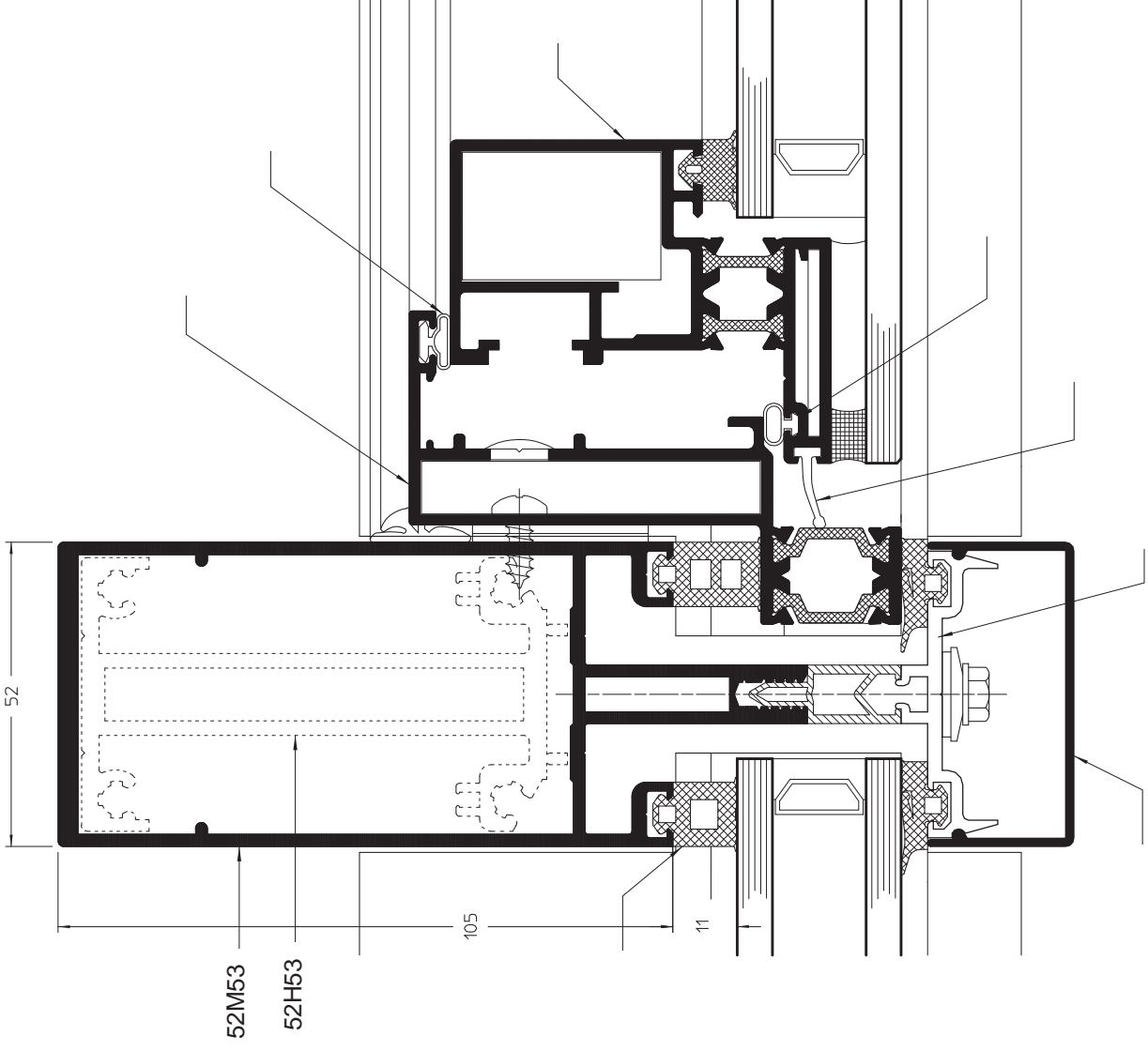
For illustration purposes this drawing is not to scale

Elegance 52 ST Curtain Walling

GENERAL ARRANGEMENTS

Typical Mullion with  
SGV Casement

A



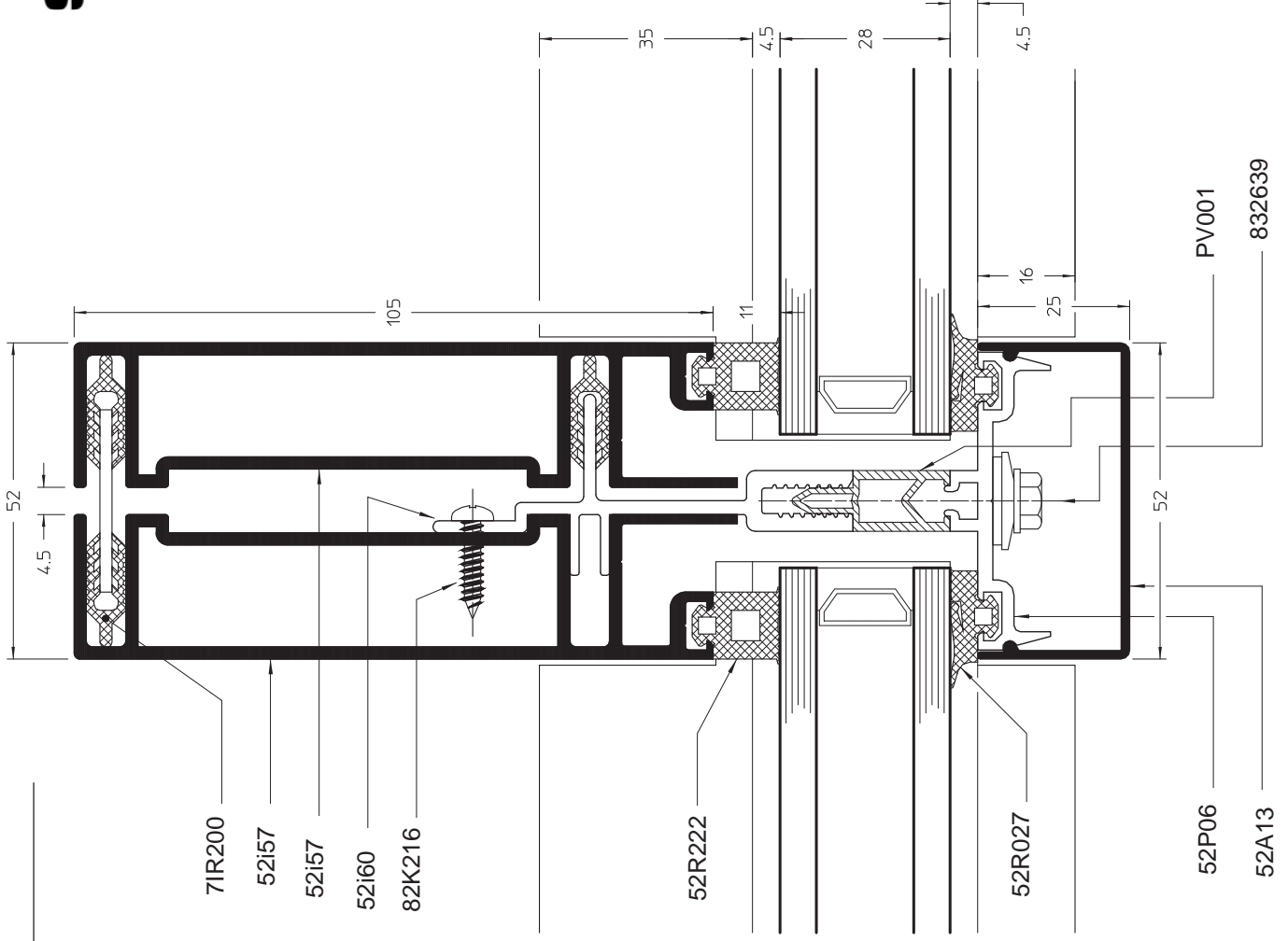
For illustration purposes this drawing is not to scale

Elegance 52 ST Curtain Walling

GENERAL ARRANGEMENTS

Expansion Mullion

A

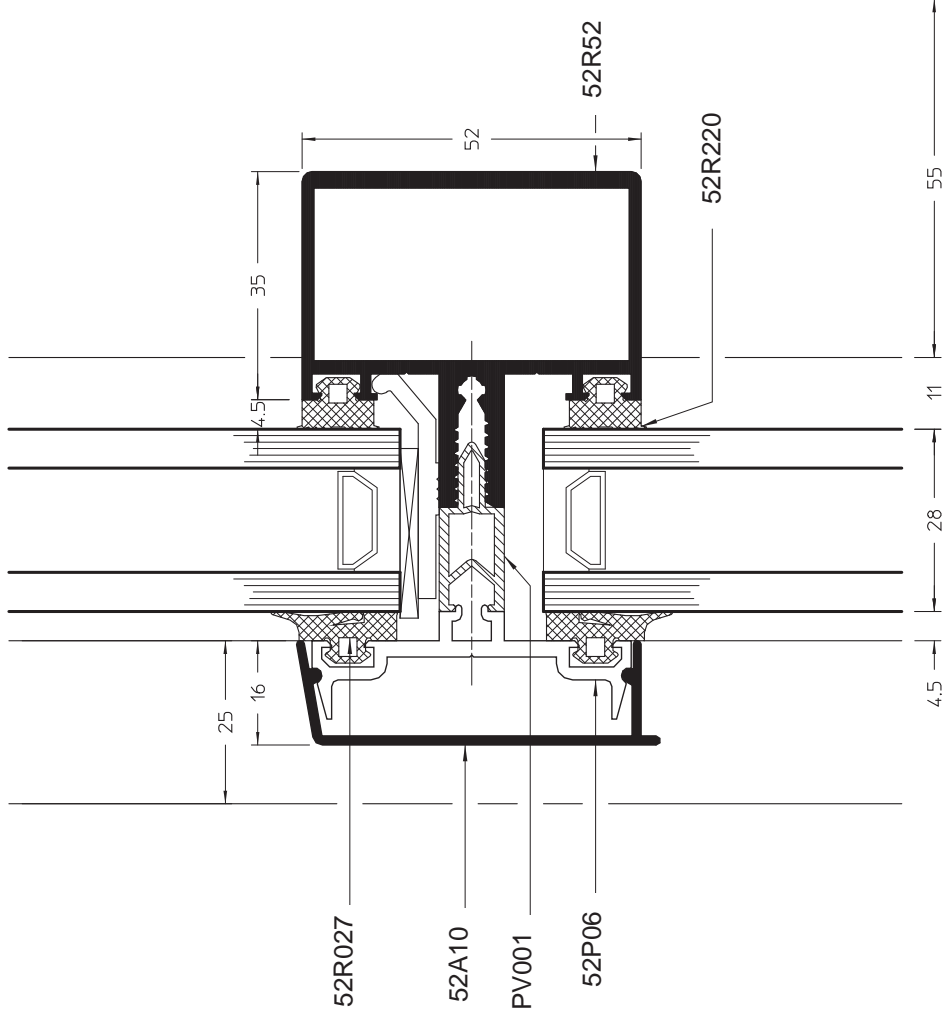


For illustration purposes this drawing is not to scale

GENERAL ARRANGEMENTS

Typical Transom

**B**

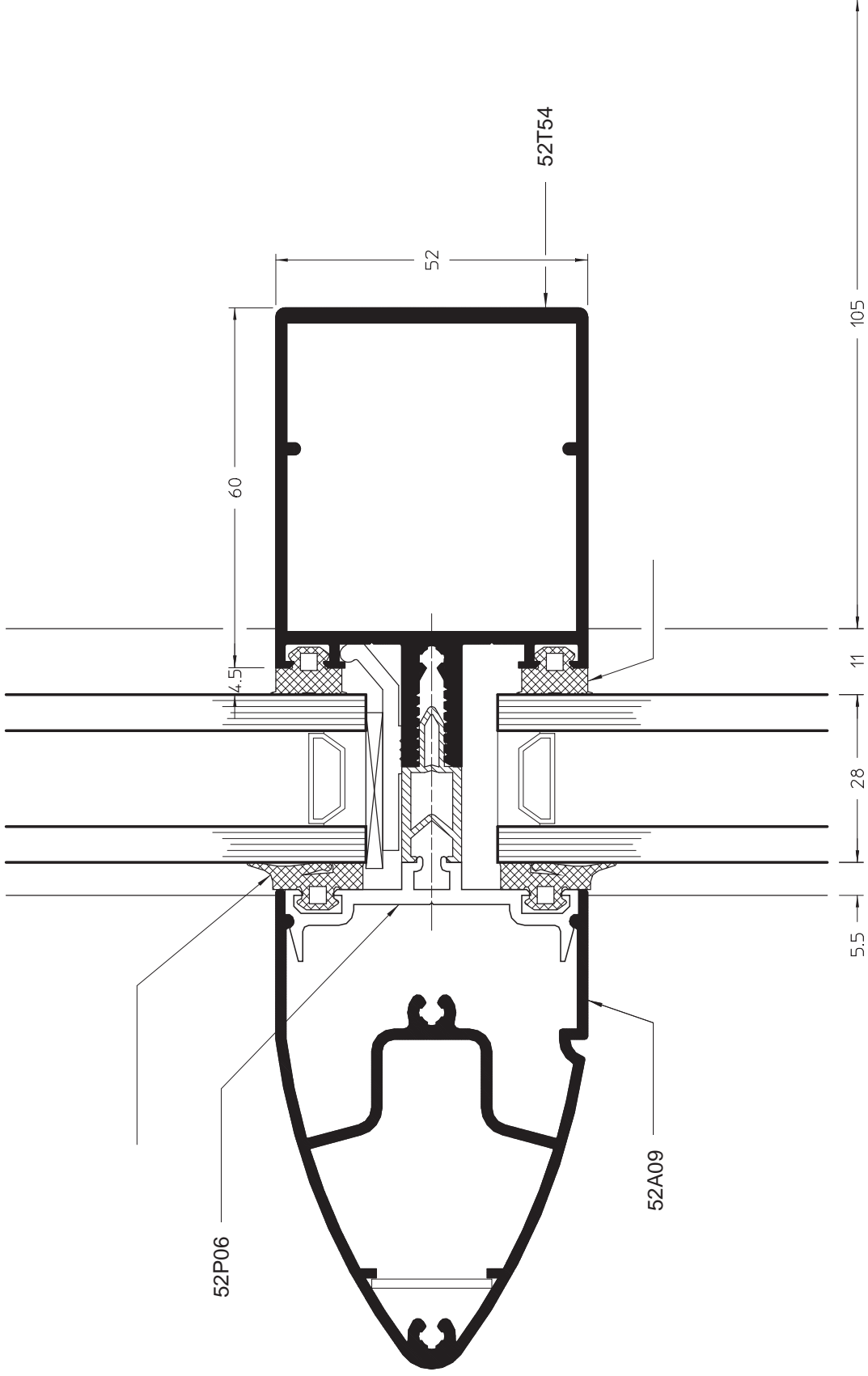


Elegance 52 HL Curtain Walling

GENERAL ARRANGEMENTS

Typical Transom

B

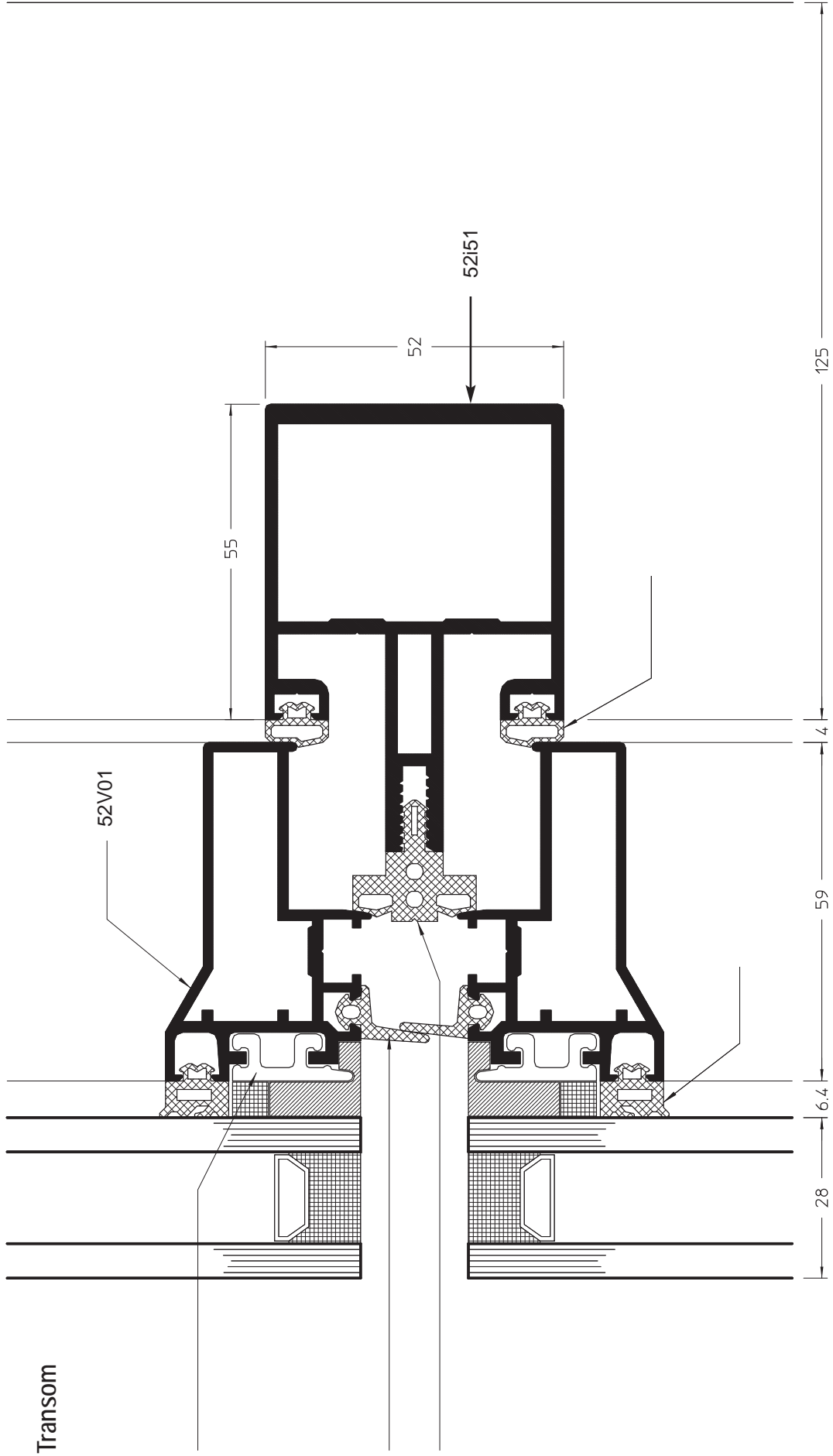


For illustration purposes this drawing is not to scale

GENERAL ARRANGEMENTS

Typical Transom

**B**



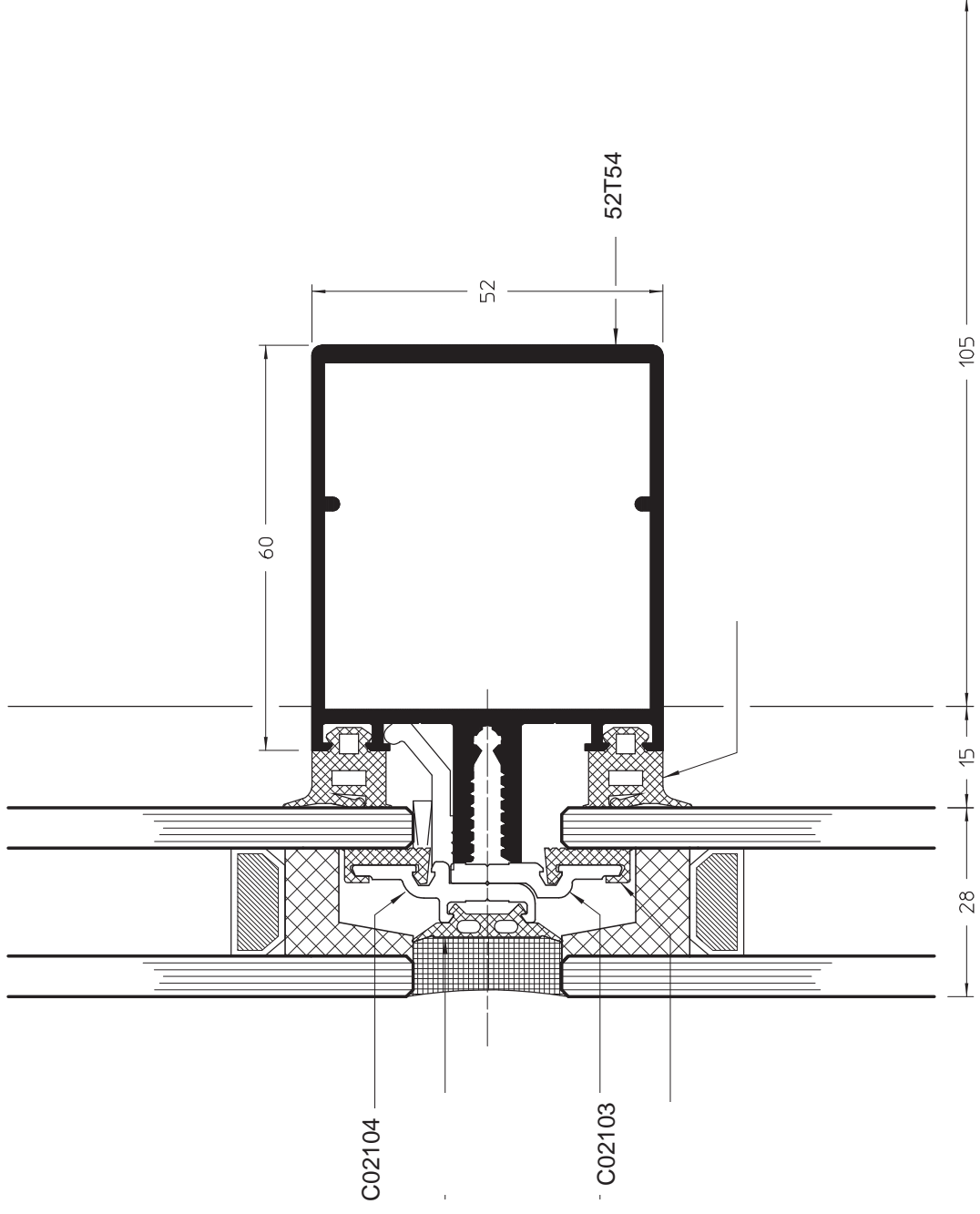
For illustration purposes this drawing is not to scale

Elegance 52 SX Curtain Walling

GENERAL ARRANGEMENTS

Typical Transom

B



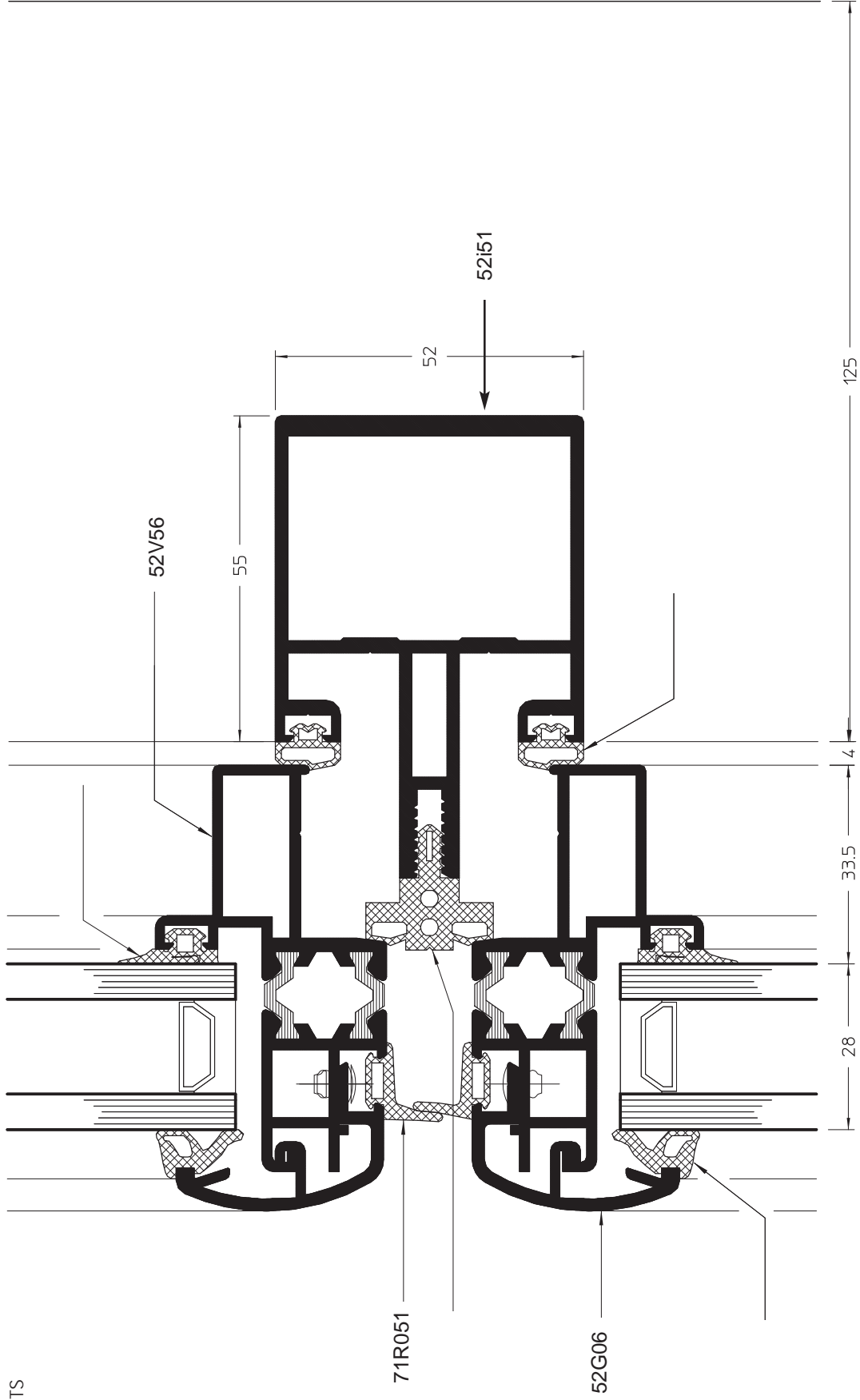
For illustration purposes this drawing is not to scale



GENERAL ARRANGEMENTS

Typical Transom

**B**



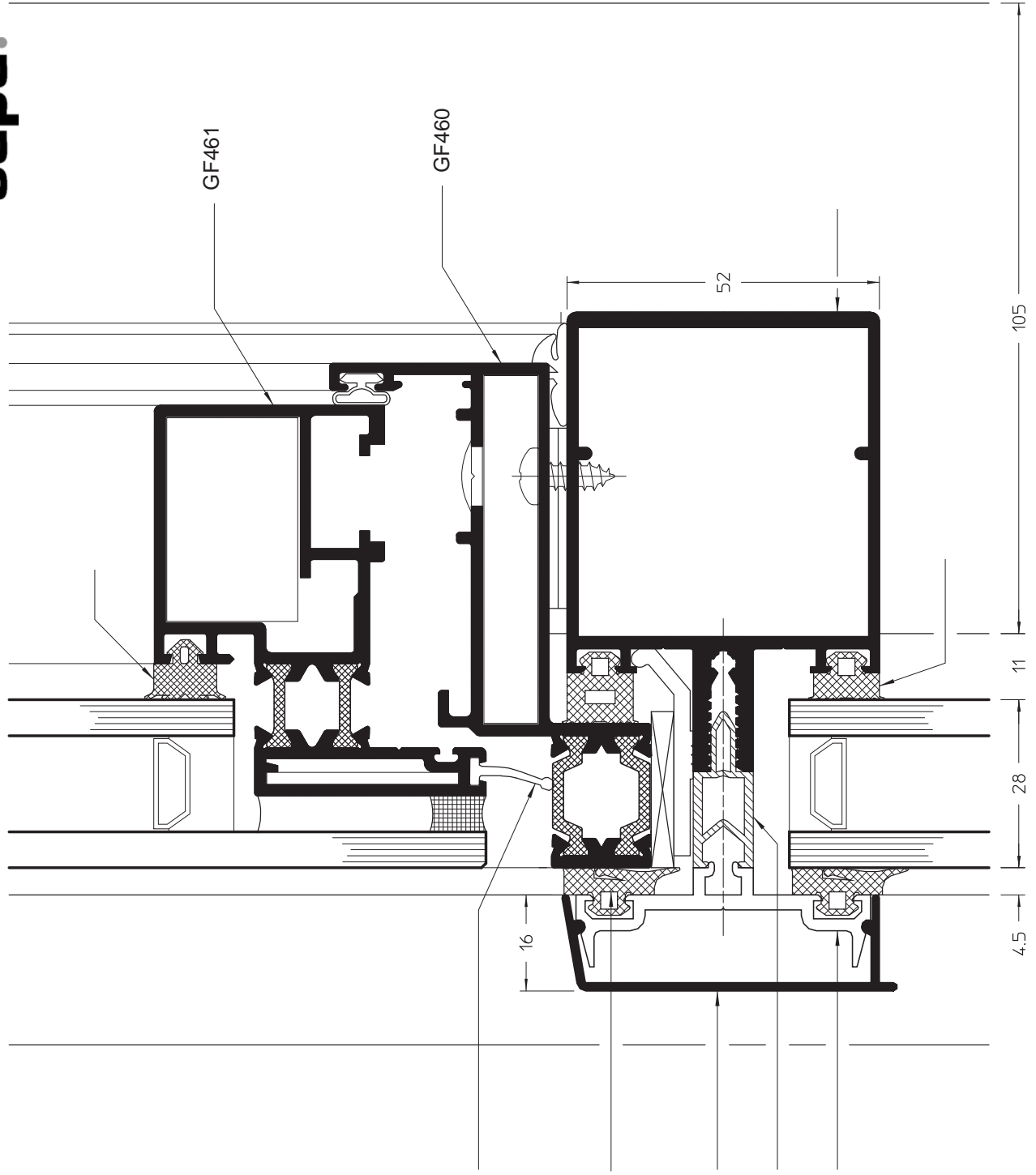
For illustration purposes this drawing is not to scale

Elegance 52 ST Curtain Walling

GENERAL ARRANGEMENTS

Typical Transom with  
SGV Casement

**B**

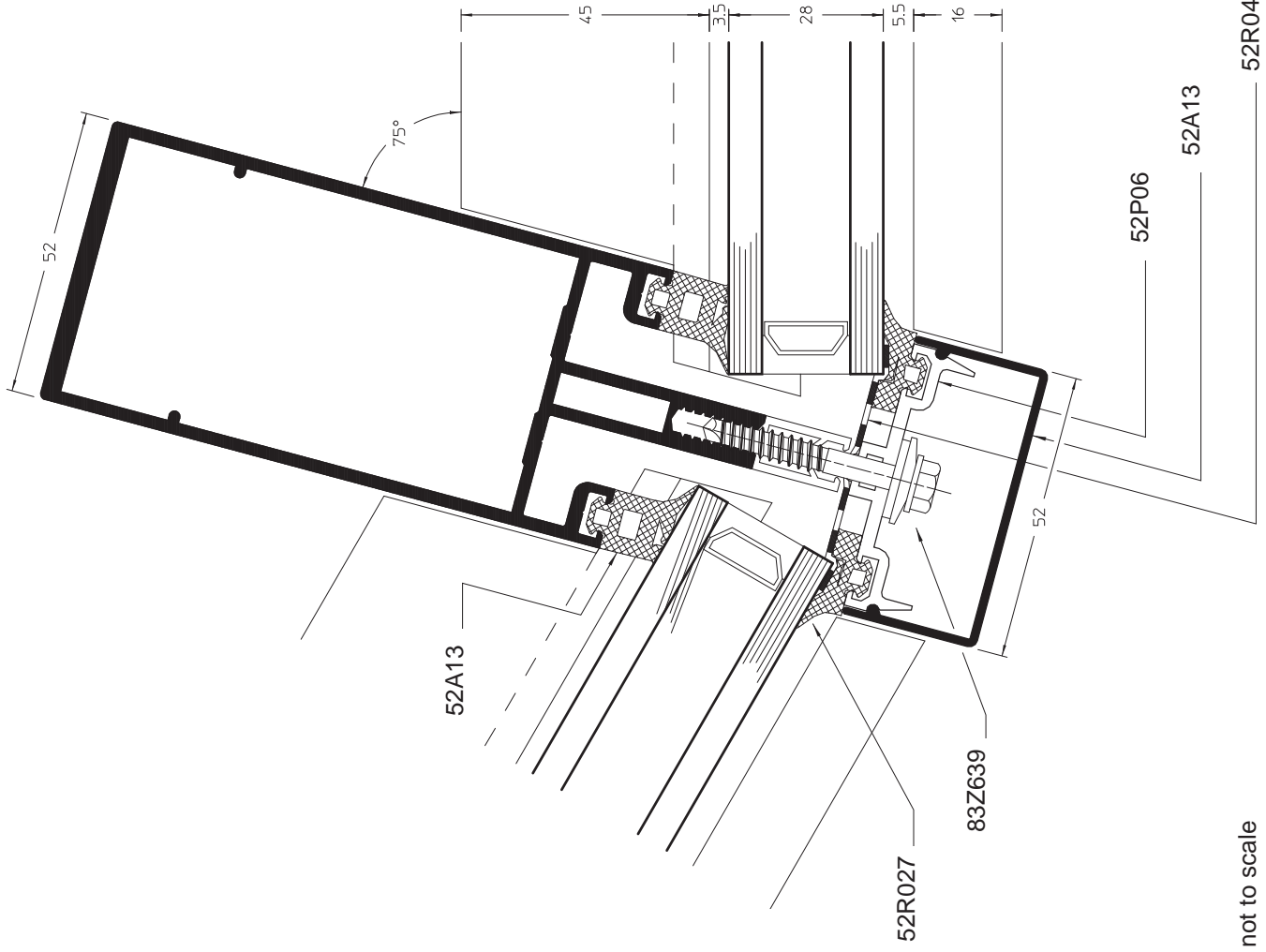


For illustration purposes this drawing is not to scale

Elegance 52 ST Curtain Walling

GENERAL ARRANGEMENTS

External Facet Mullion



For illustration purposes this drawing is not to scale

52R040

52A13

52P06

83Z639

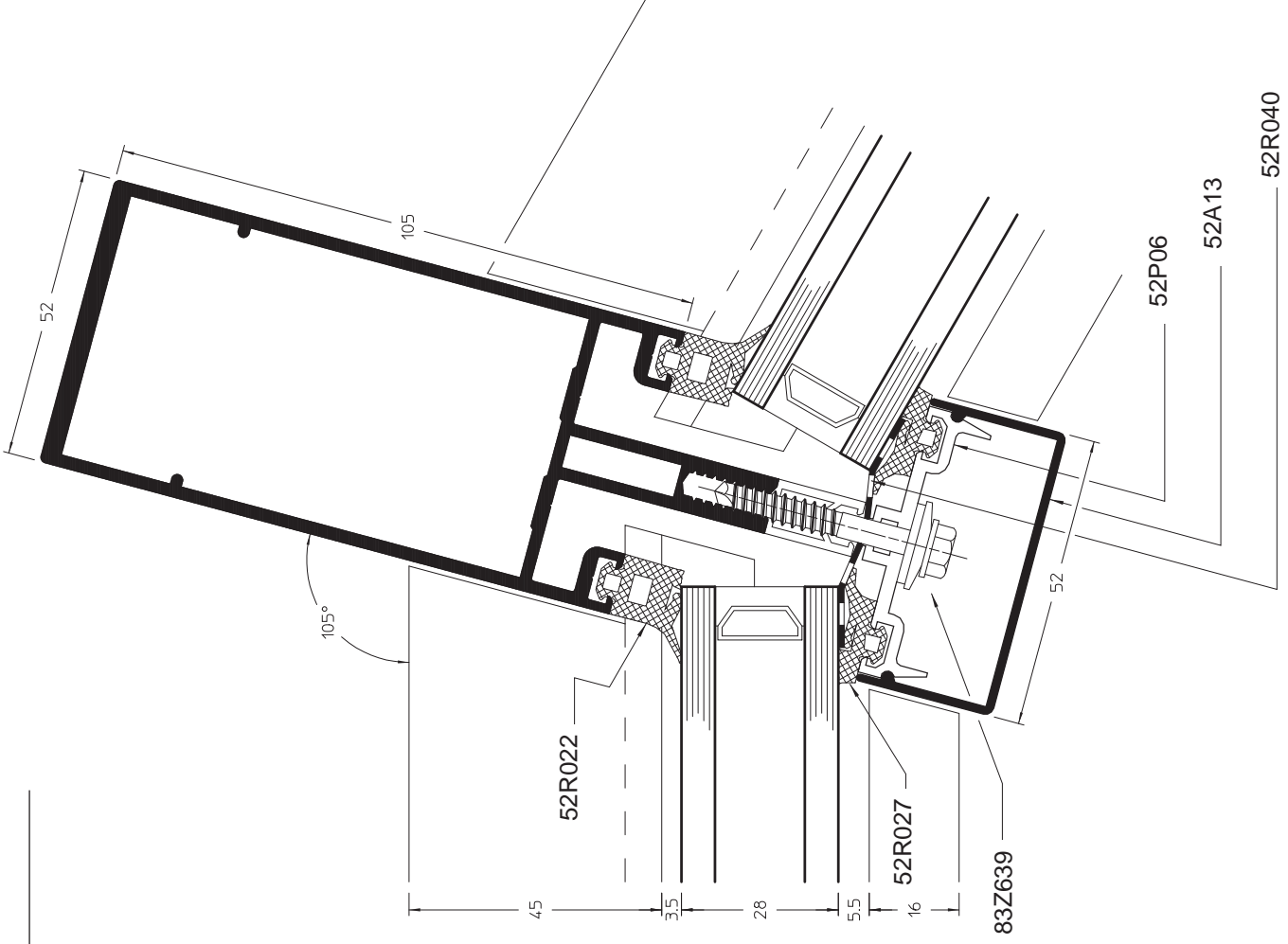
52R027

52A13

Elegance 52 ST Curtain Walling

GENERAL ARRANGEMENTS

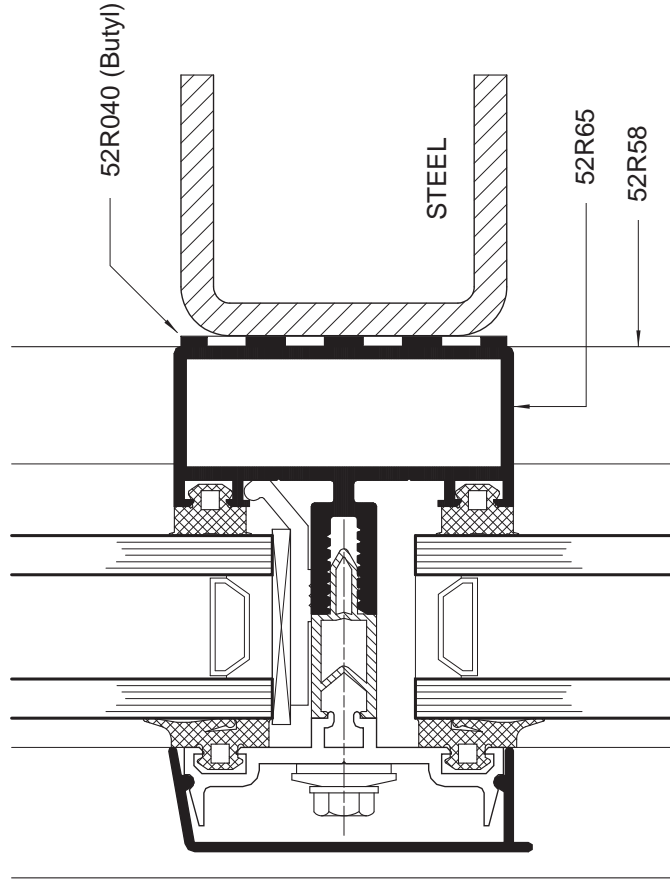
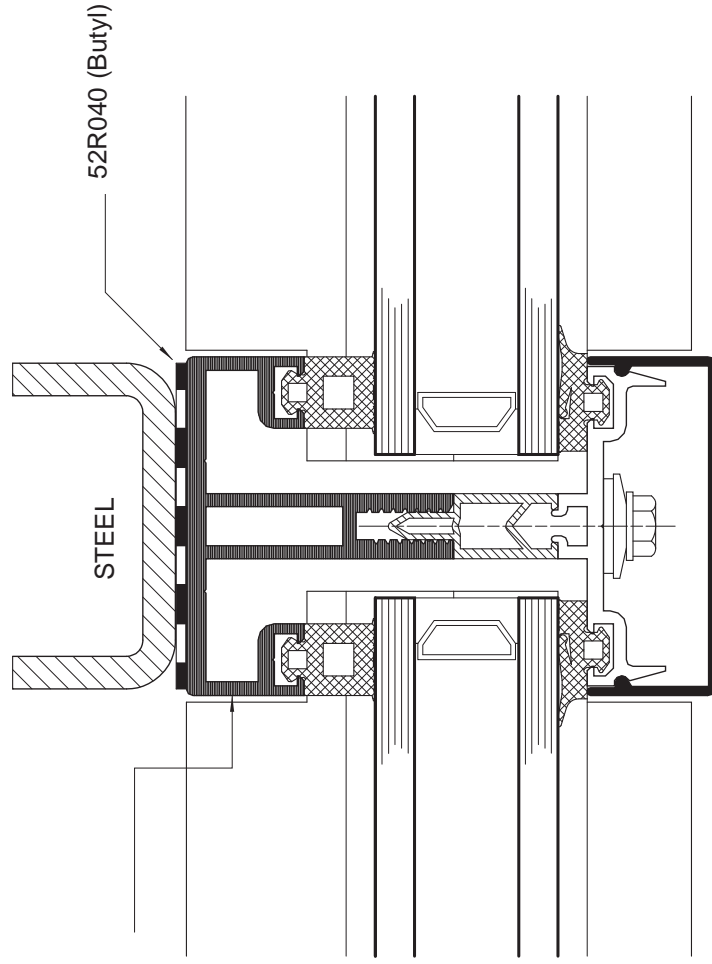
Internal Facet Mullion



For illustration purposes this drawing is not to scale

## GENERAL ARRANGEMENTS

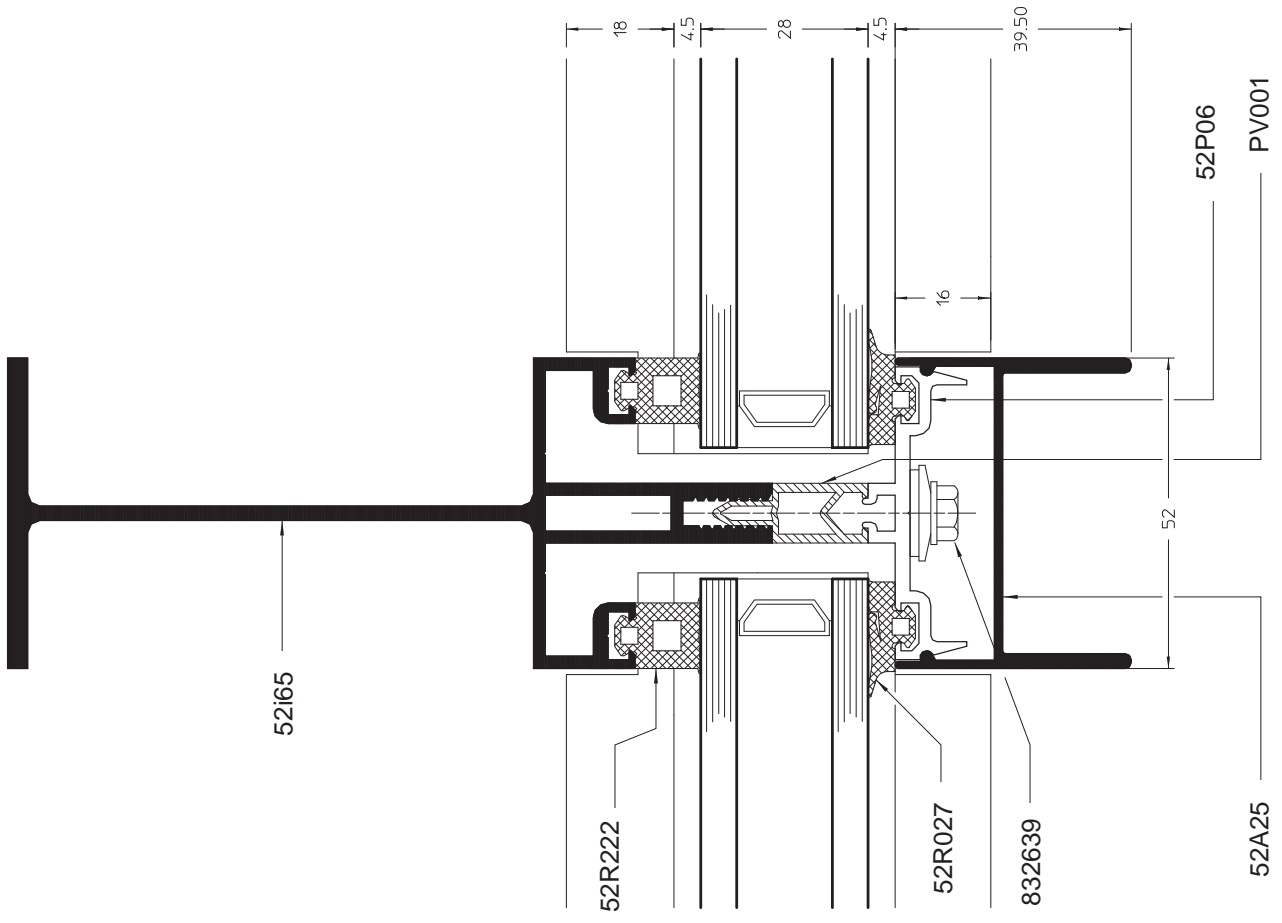
### Overclad Transom



Elegance 52 ST Curtain Walling

GENERAL ARRANGEMENTS

Typical Alternative Mullion and Cap



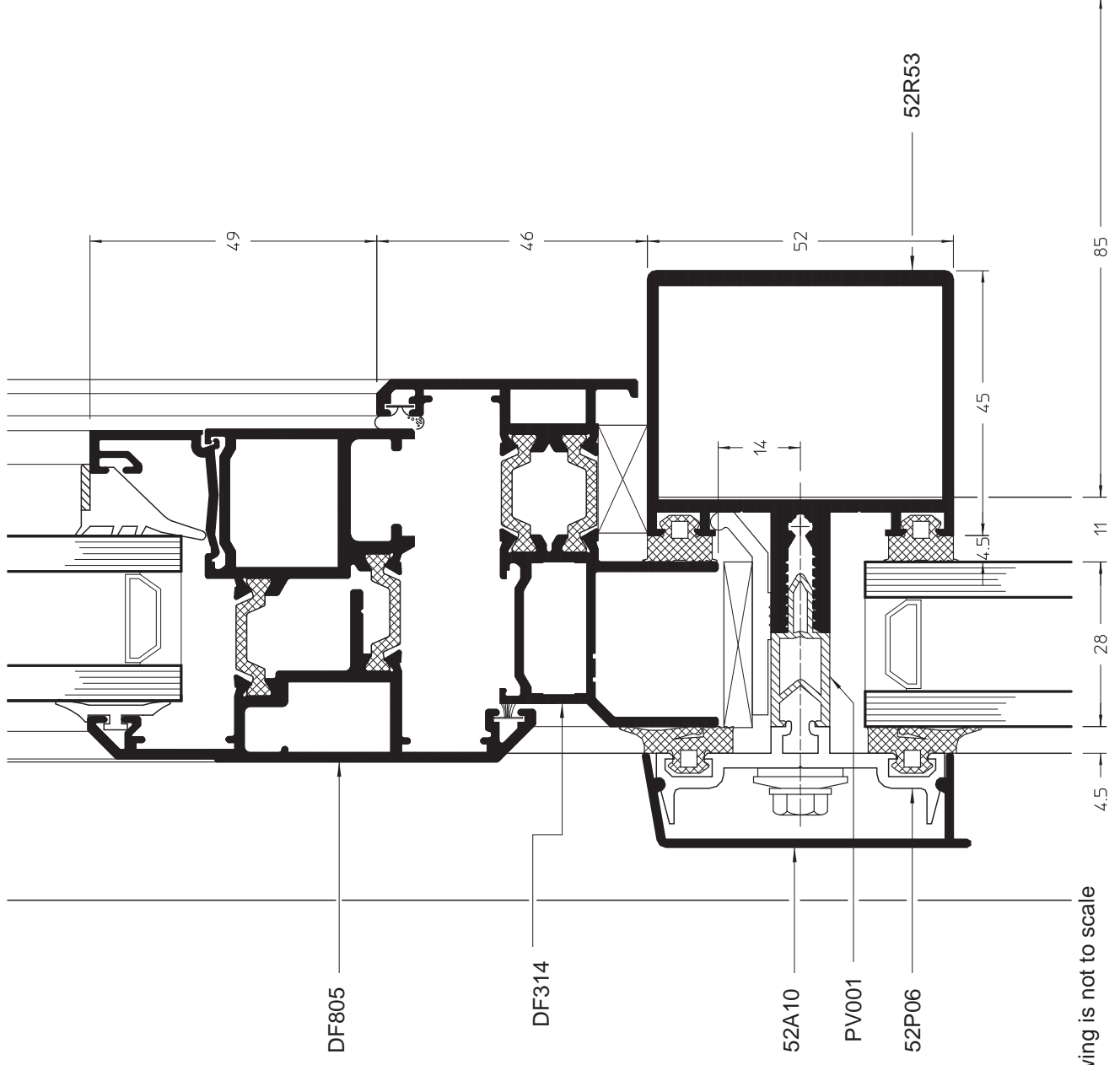
For illustration purposes this drawing is not to scale

Elegance 52 ST Curtain Walling

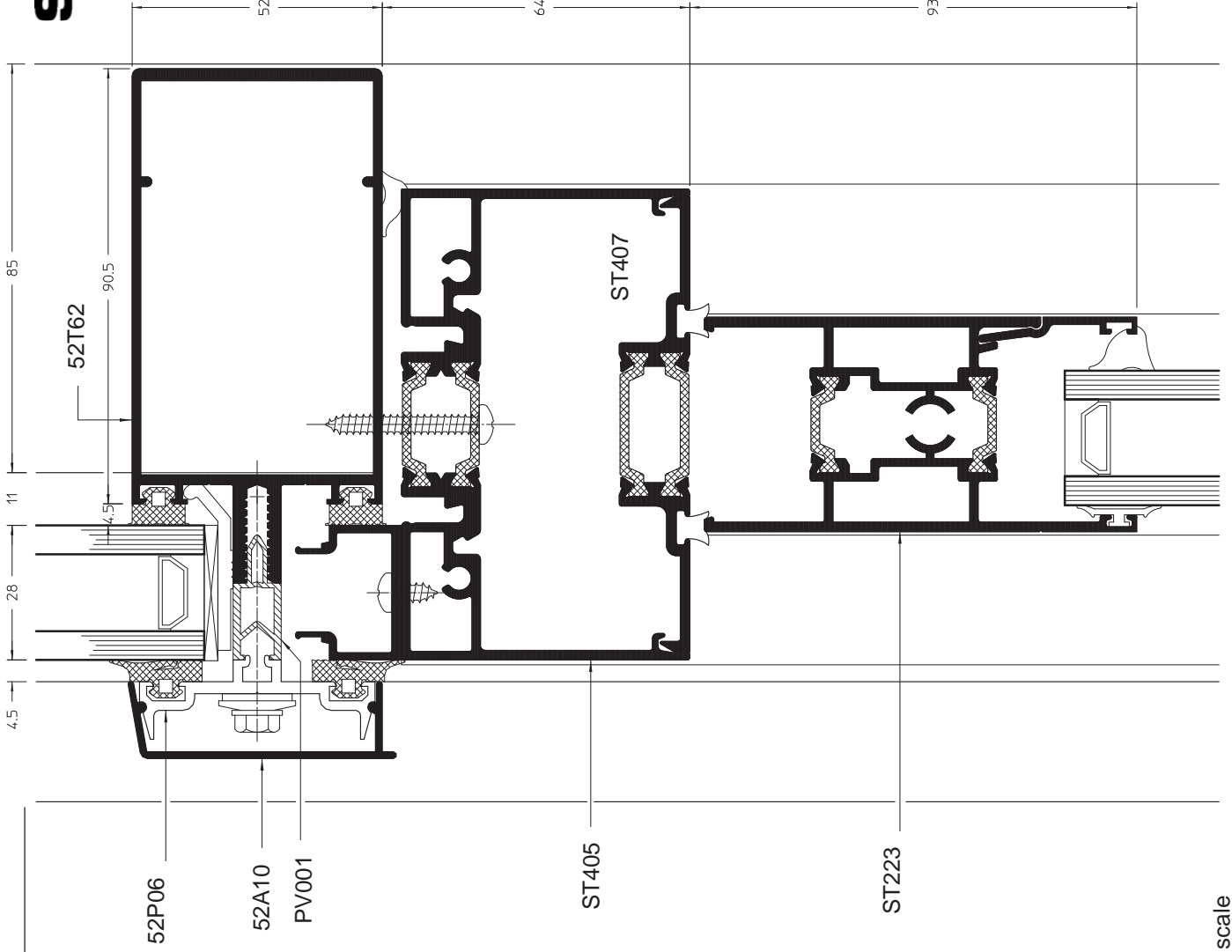
GENERAL ARRANGEMENTS

Insert Window (Dualframe)

**E**



For illustration purposes this drawing is not to scale



Elegance 52 ST Curtain Walling

GENERAL ARRANGEMENTS

Insert Door (Stormframe)



For illustration purposes this drawing is not to scale

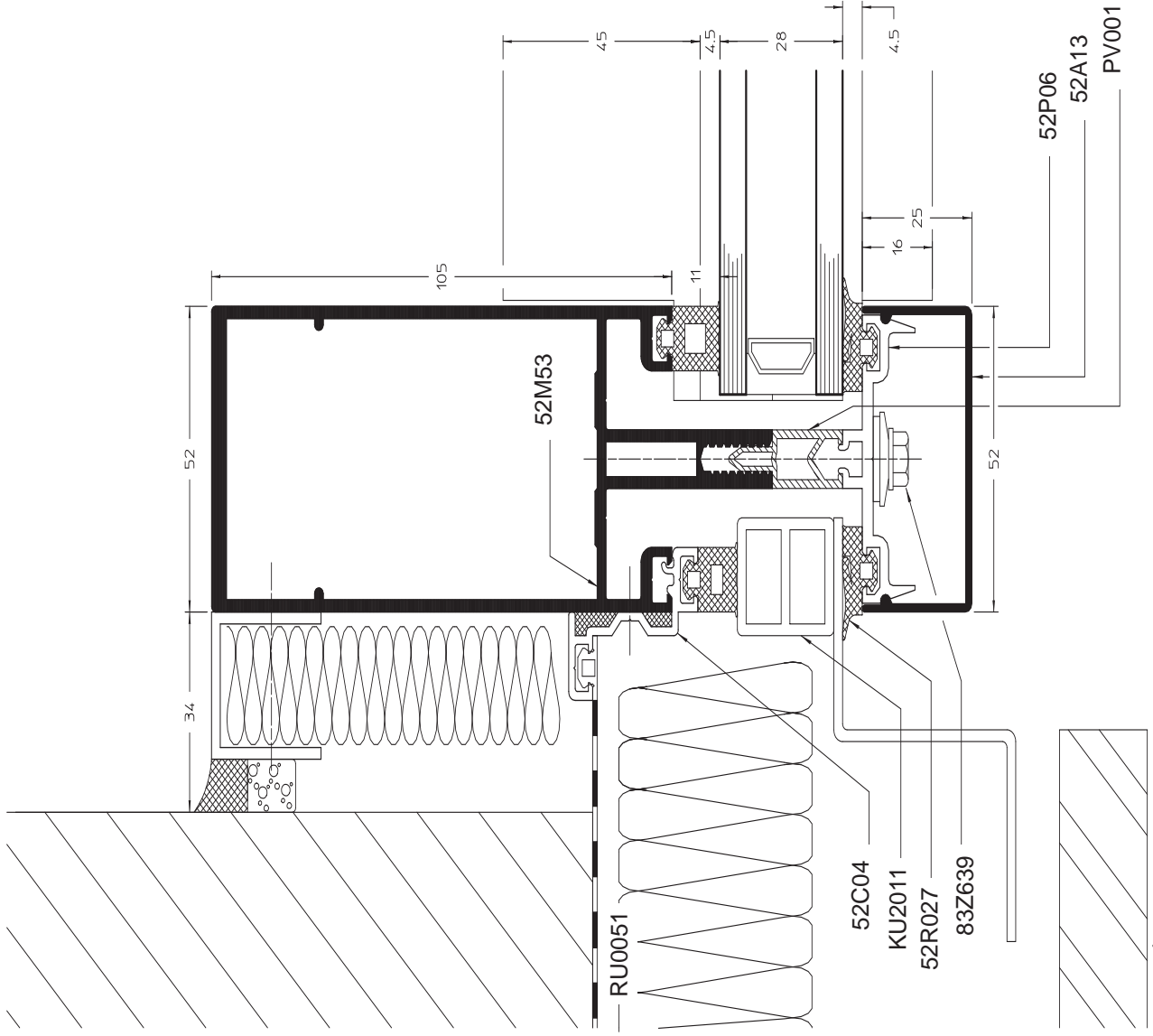


Elegance 52 ST Curtain Walling

GENERAL ARRANGEMENTS

Jamb Mullion

G



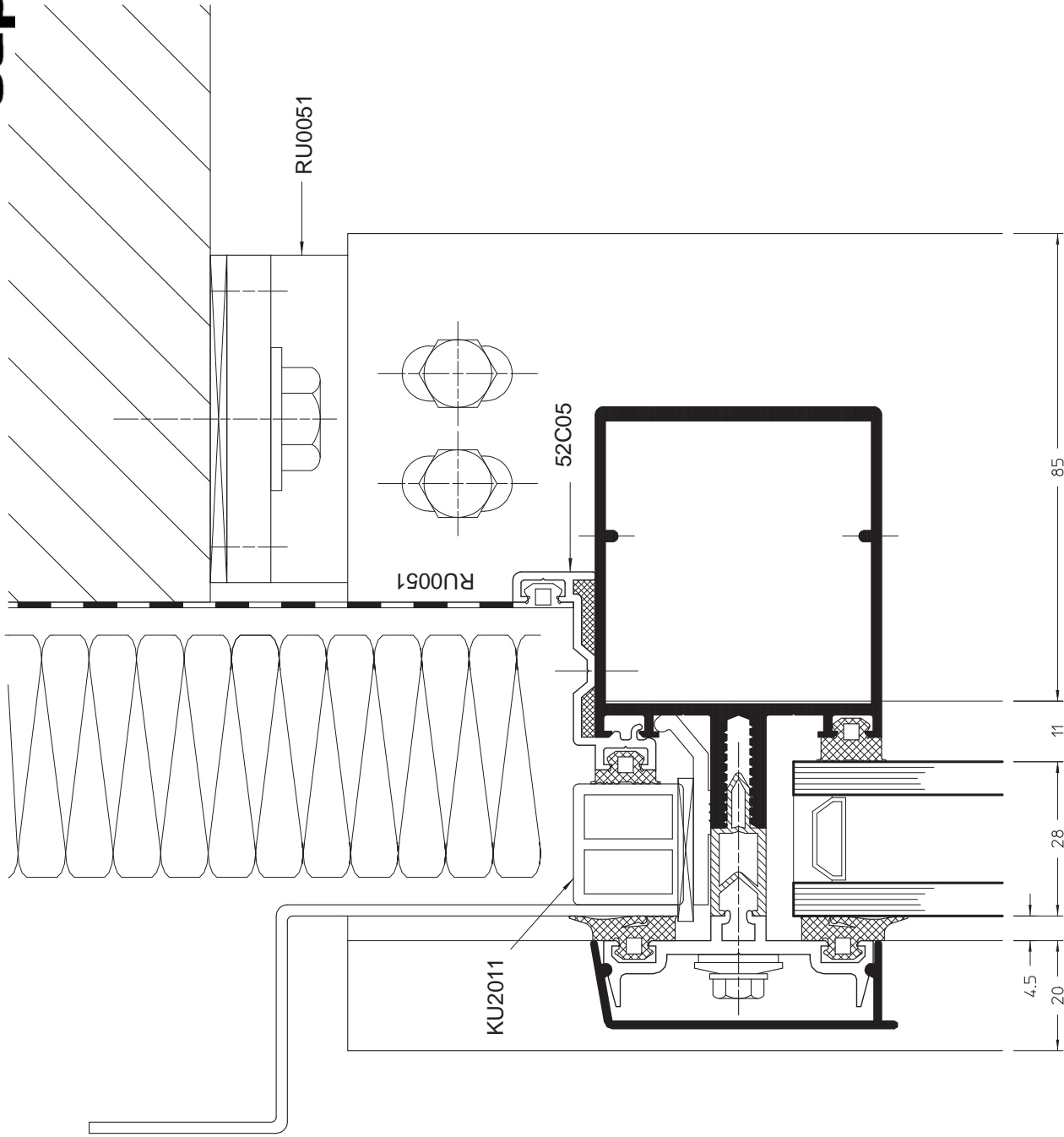
For illustration purposes this drawing is not to scale

# sapa:

Elegance 52 ST Curtain Walling

GENERAL ARRANGEMENTS

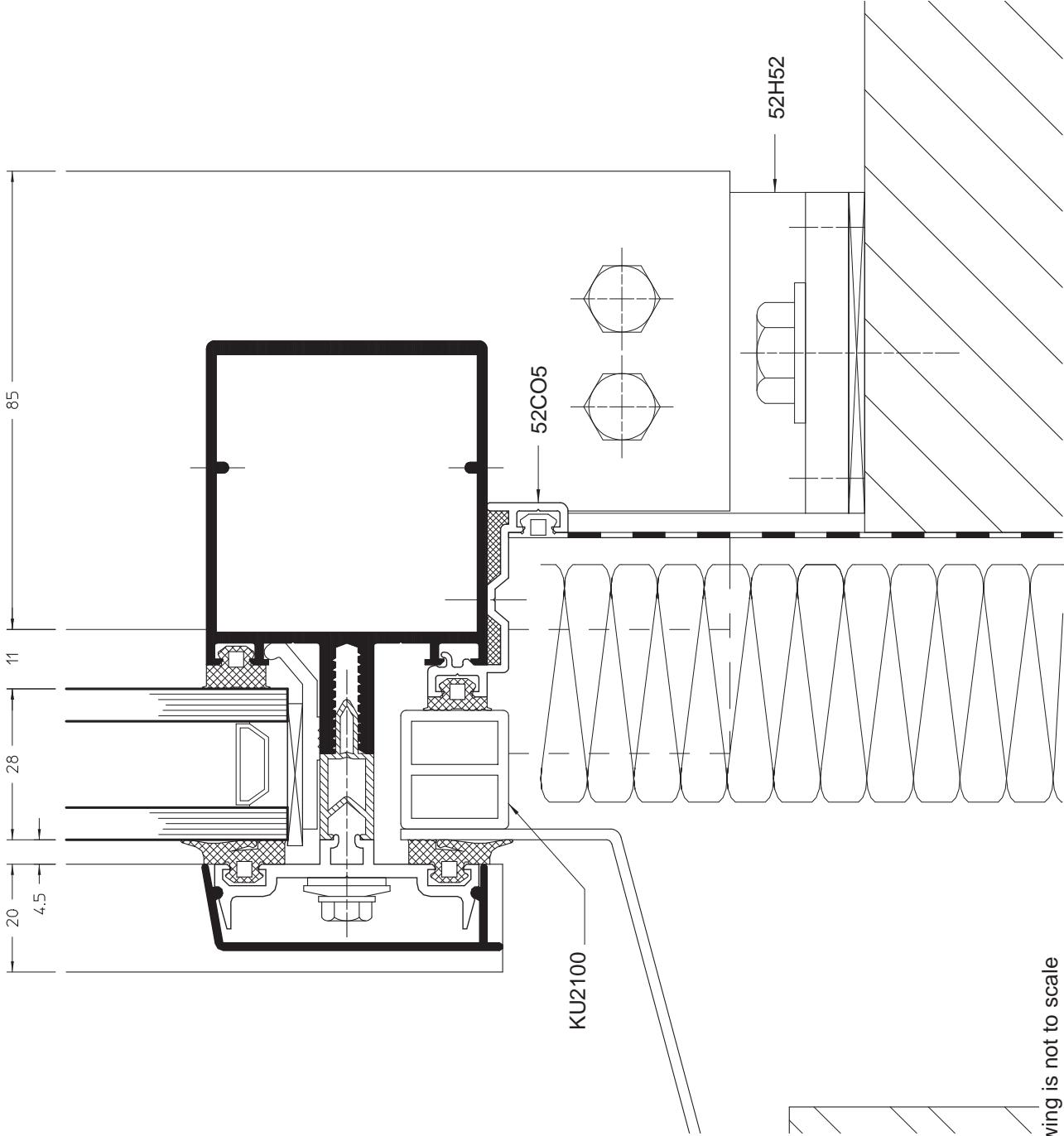
Head Transom



For illustration purposes this drawing is not to scale

GENERAL ARRANGEMENTS

Cill Transom

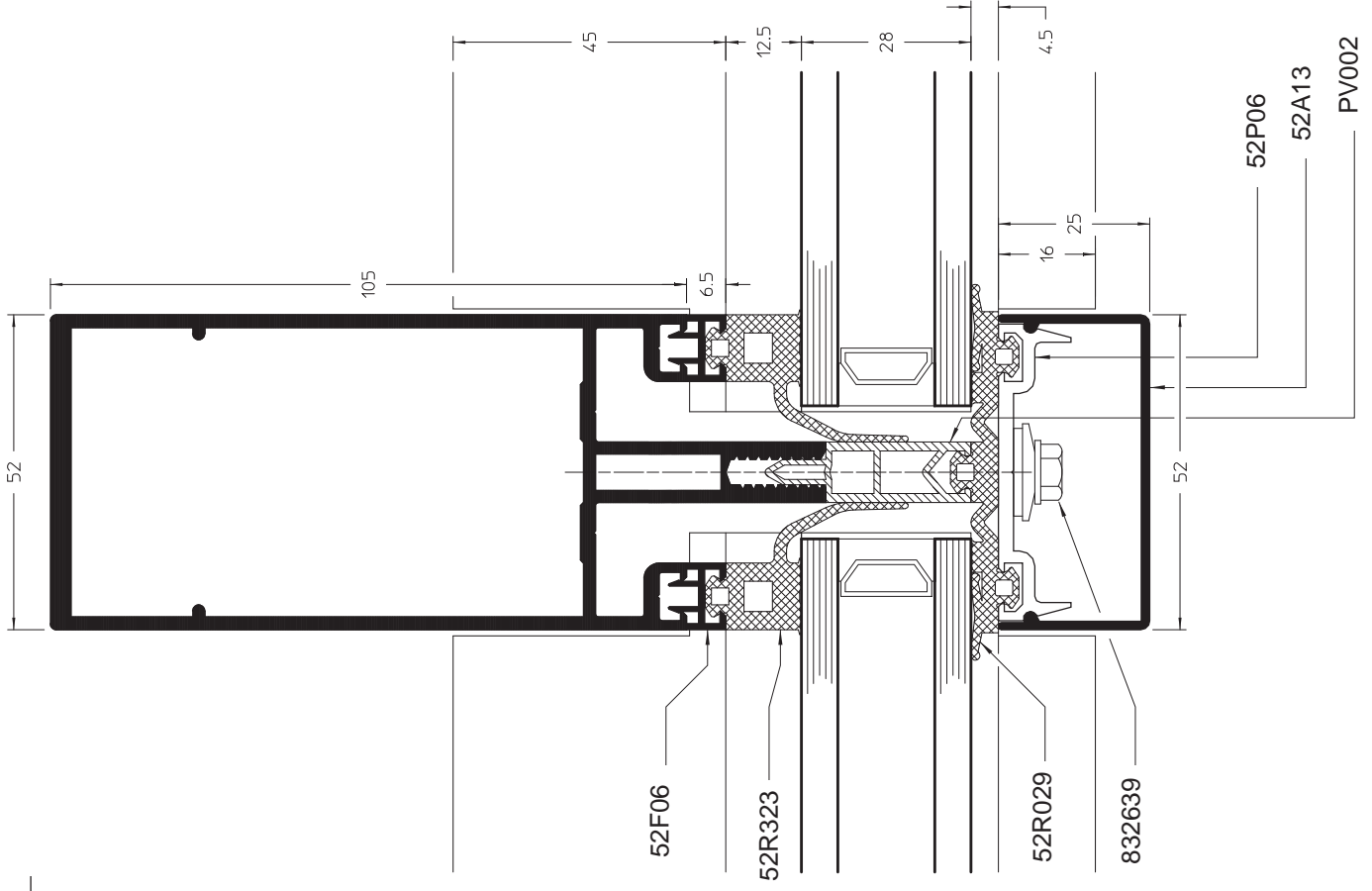


For illustration purposes this drawing is not to scale

Elegance 52 ST Curtain Walling

GENERAL ARRANGEMENTS

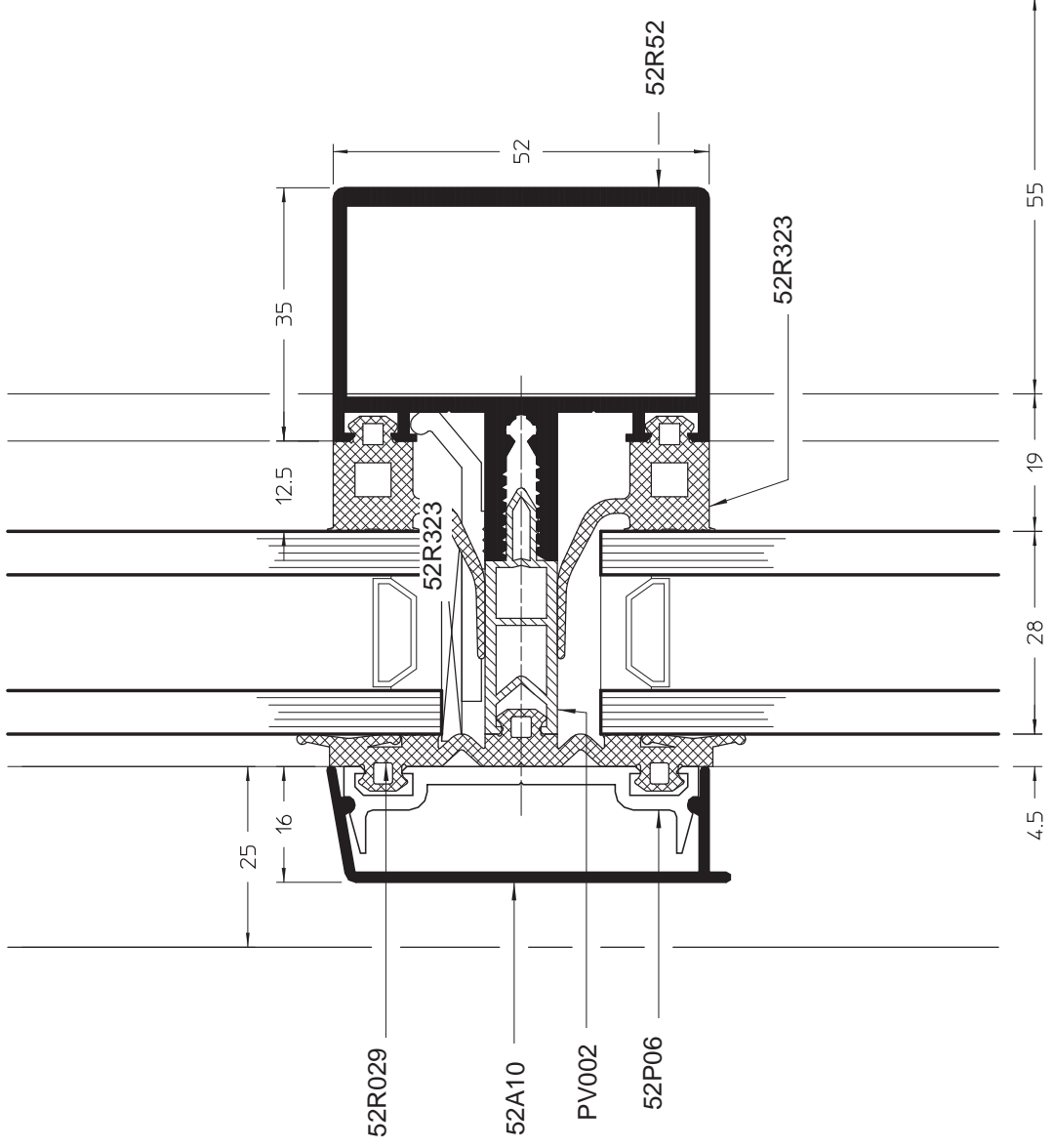
Mullion - Enhanced Thermal Break



For illustration purposes this drawing is not to scale

GENERAL ARRANGEMENTS

## Transom - Enhanced Thermal Break

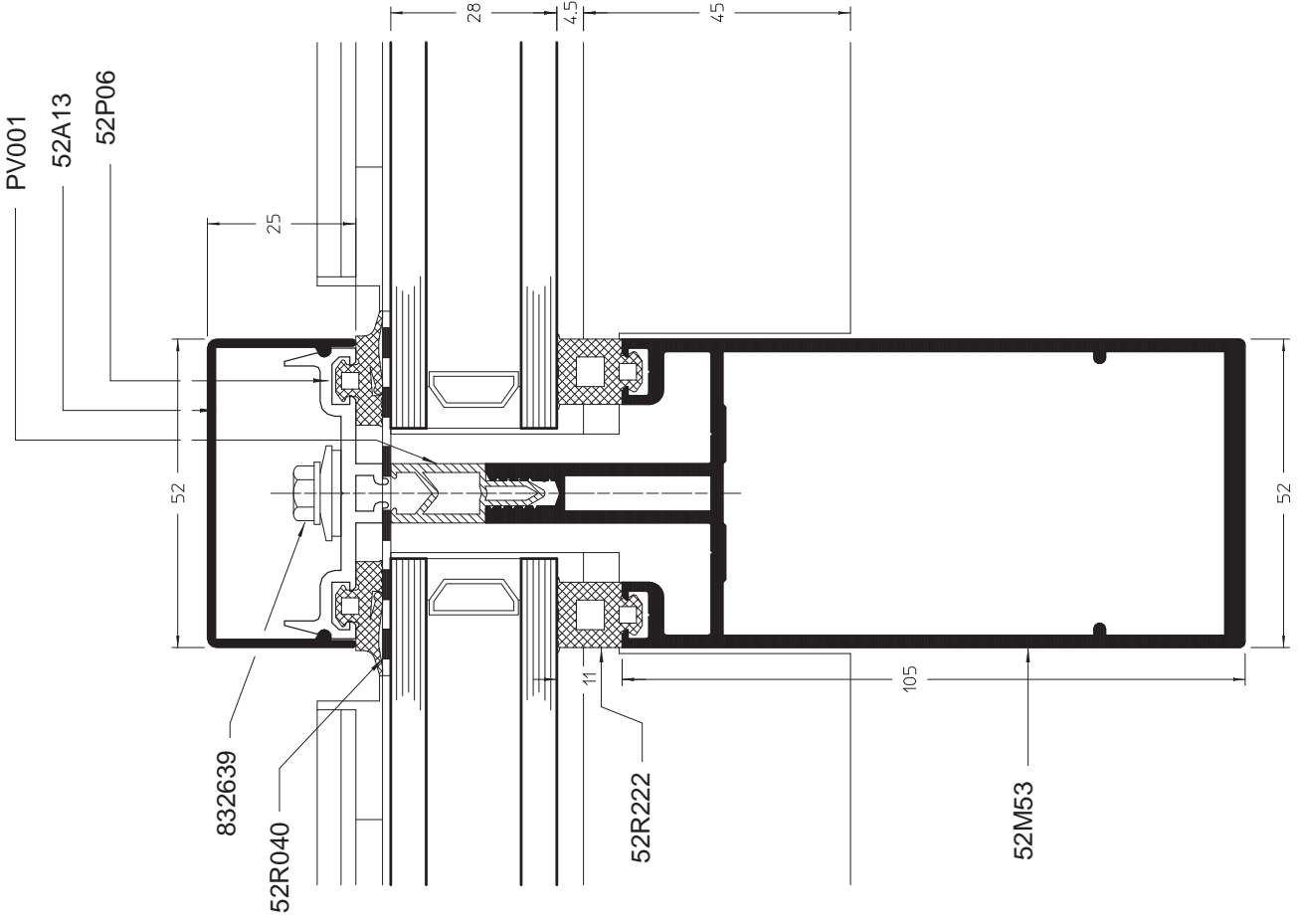


For illustration purposes this drawing is not to scale

Elegance 52 ST Curtain Walling

GENERAL ARRANGEMENTS

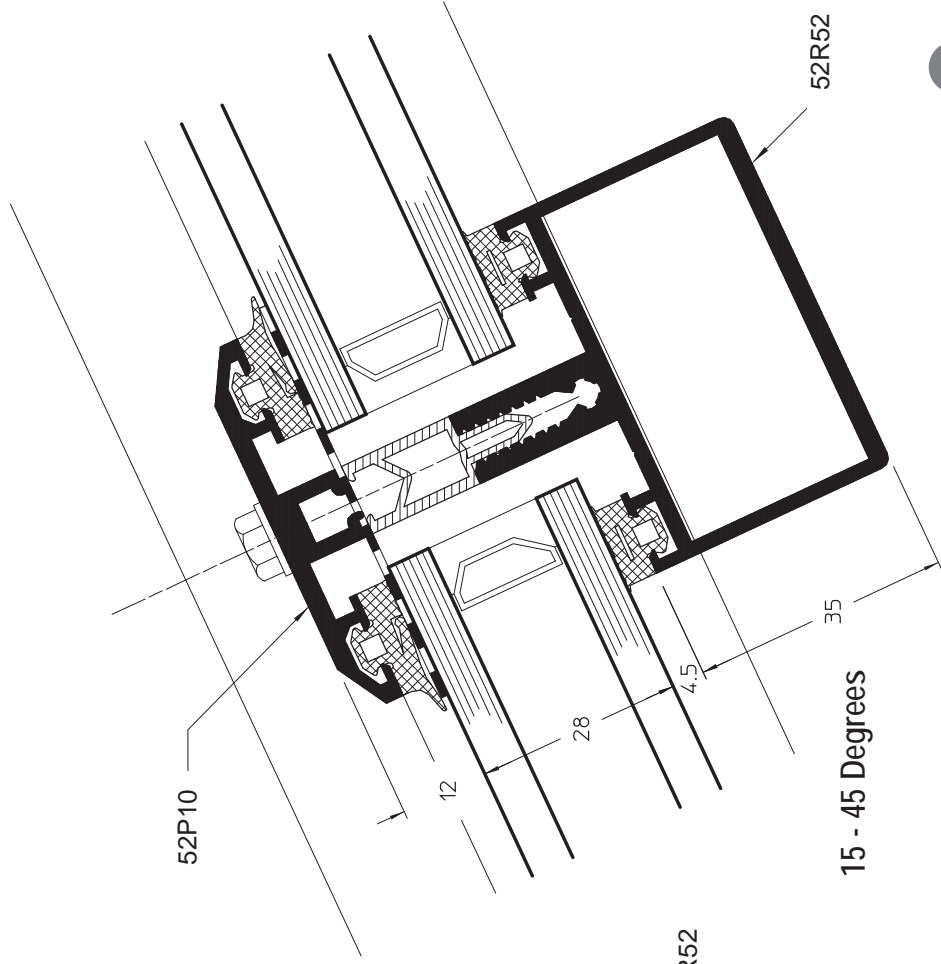
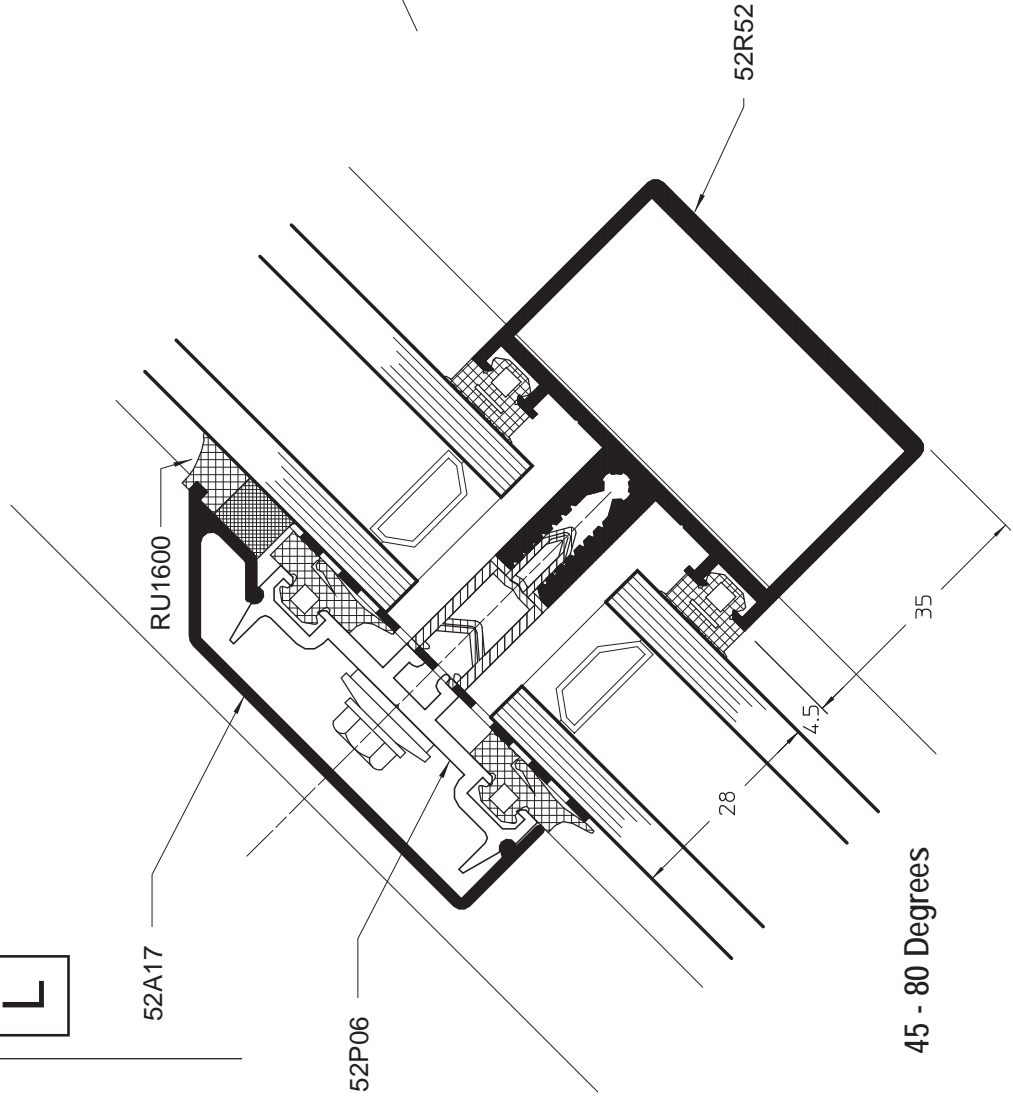
Roof Mullion



For illustration purposes this drawing is not to scale

GENERAL ARRANGEMENTS

## Roof Transoms

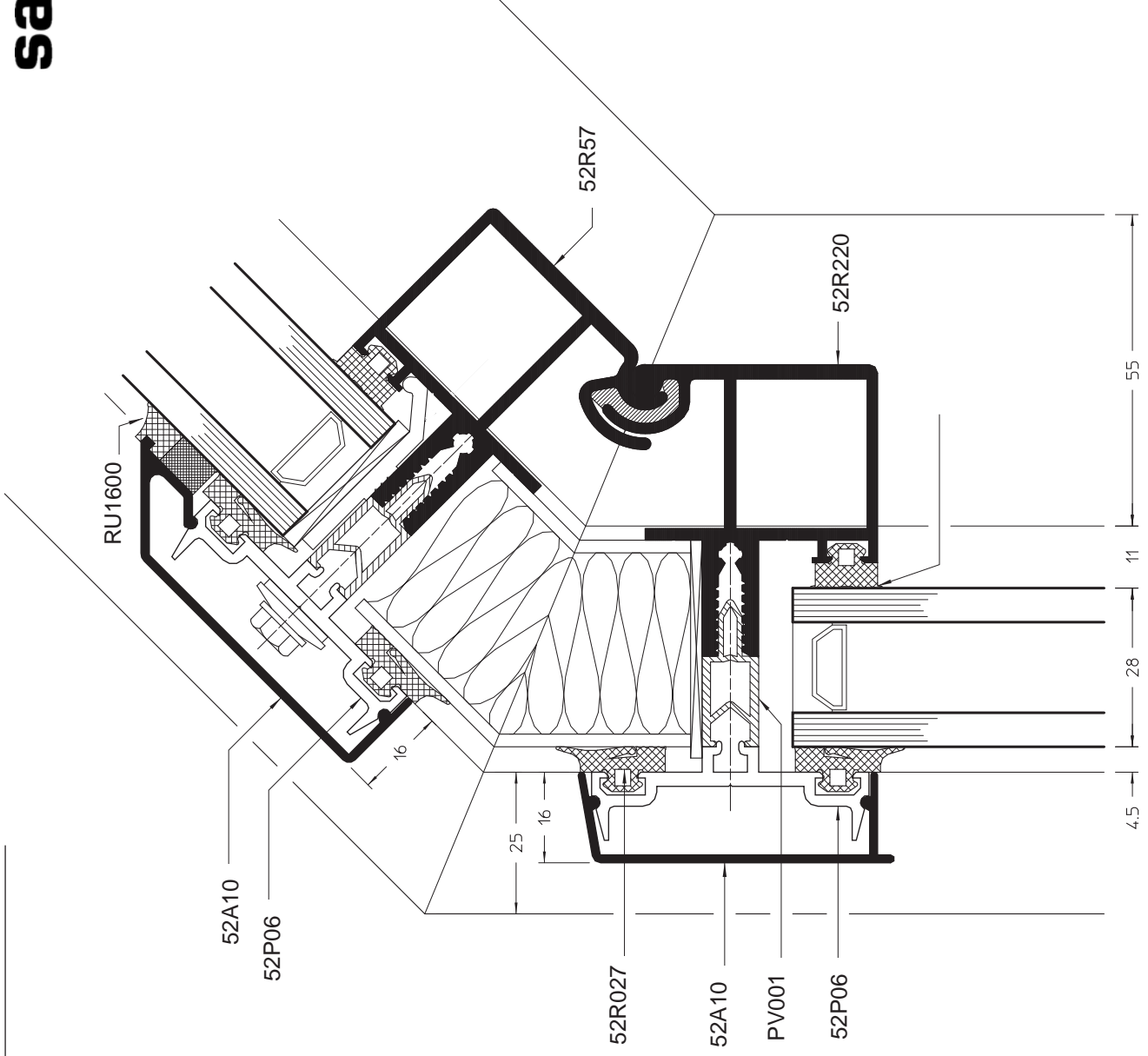


For illustration purposes this drawing is not to scale

Elegance 52 ST Curtain Walling

GENERAL ARRANGEMENTS

External Eaves Transoms



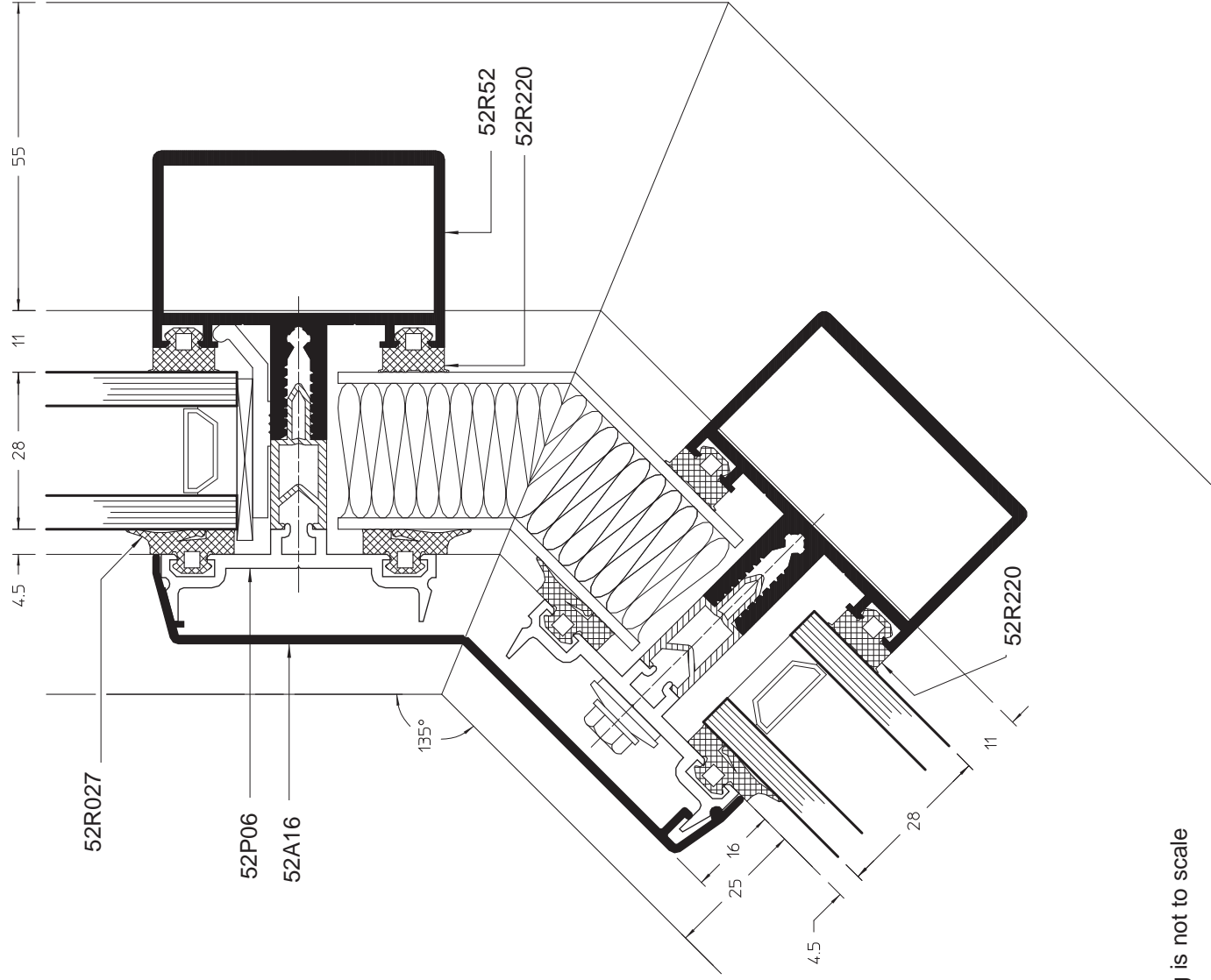
For illustration purposes this drawing is not to scale



Elegance 52 ST Curtain Walling

GENERAL ARRANGEMENTS

Internal Eaves Transom

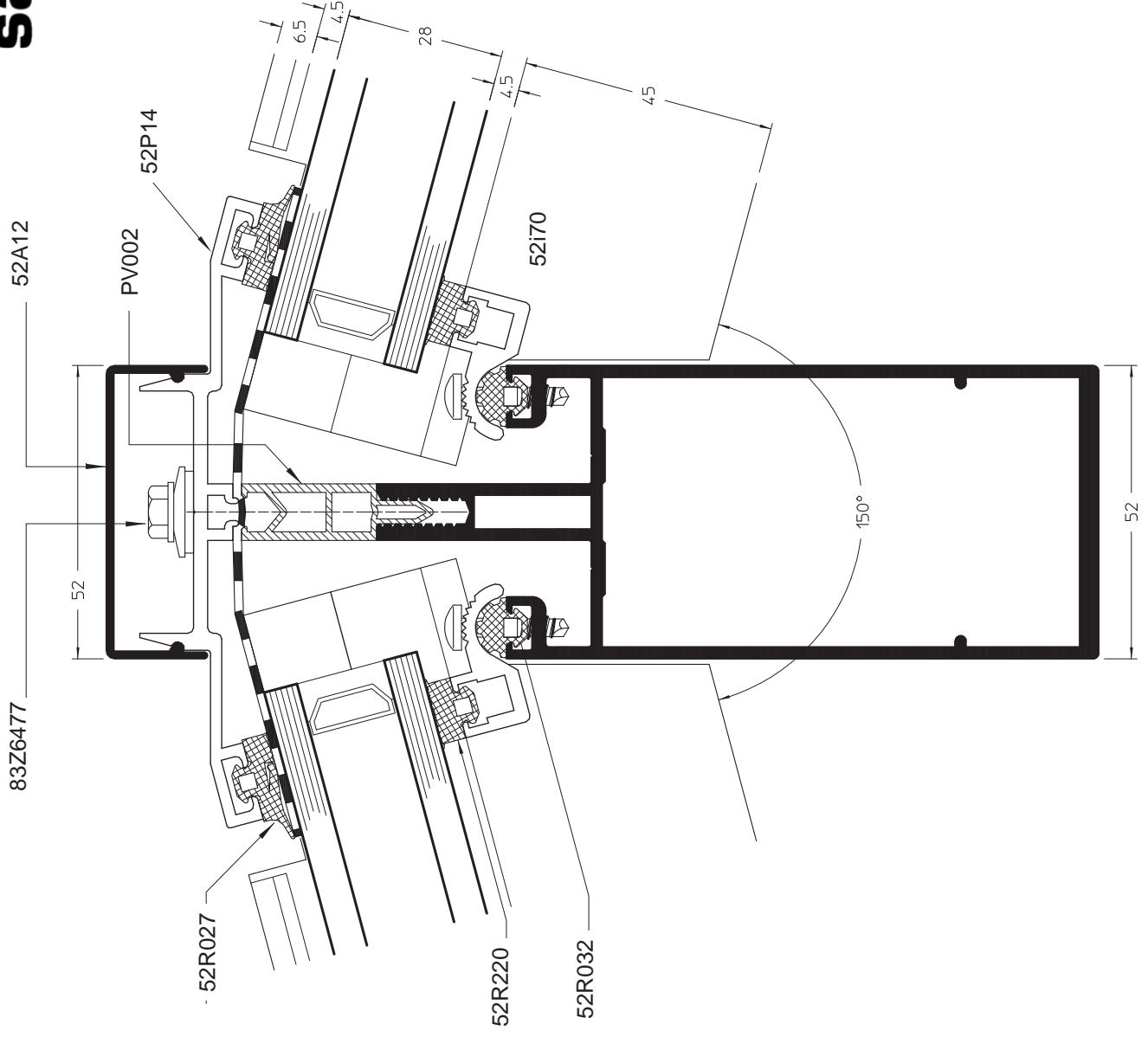


For illustration purposes this drawing is not to scale

Elegance 52 ST Curtain Walling

GENERAL ARRANGEMENTS

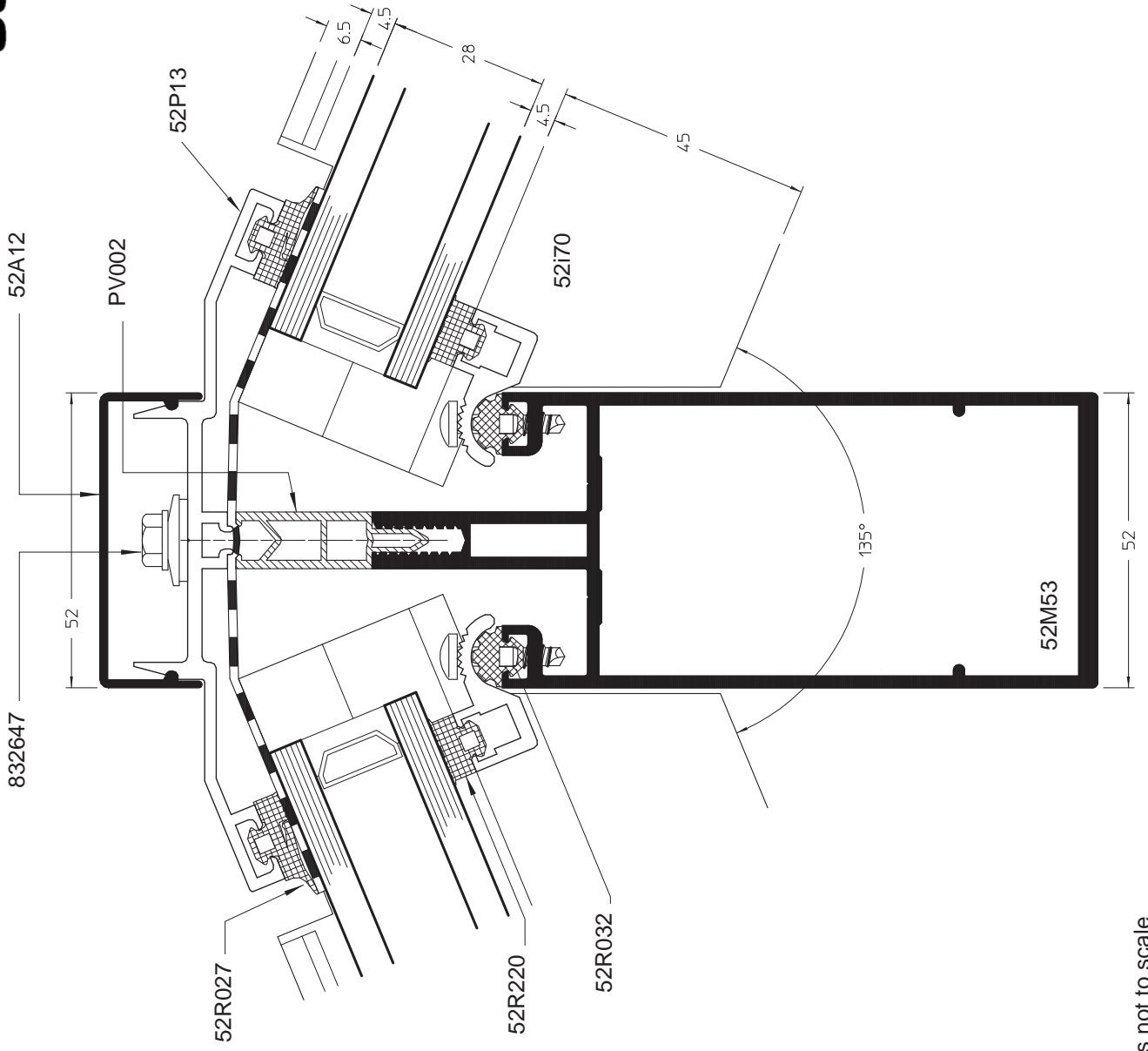
Roof Hip Mullion (150°)



For illustration purposes this drawing is not to scale

GENERAL ARRANGEMENTS

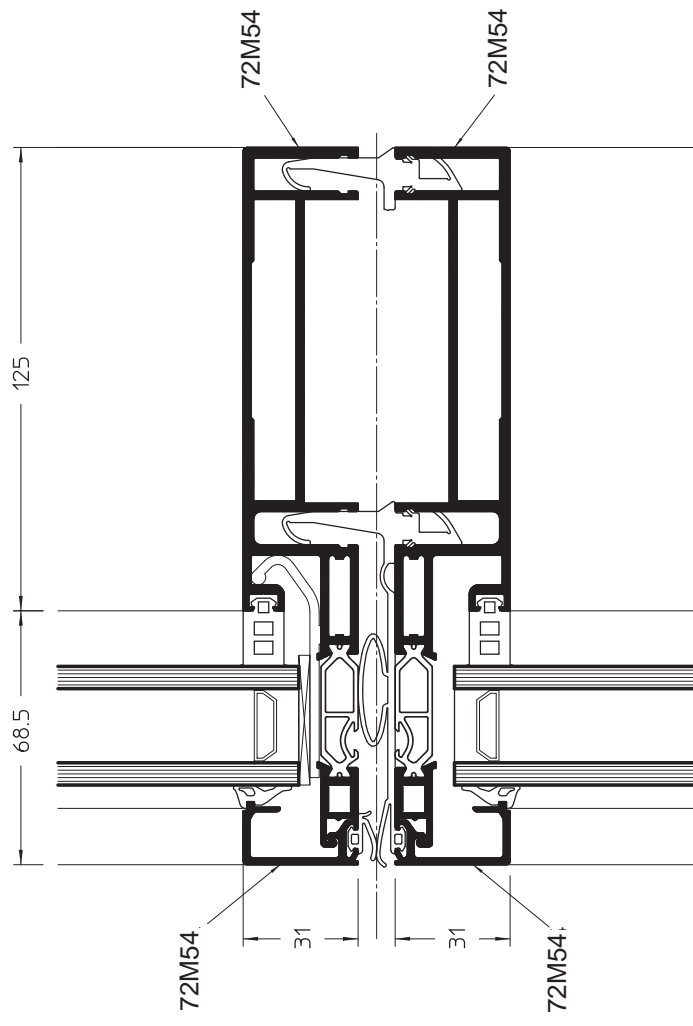
Roof Hip Mullion (135°)



## Elegance 72 Unitised Curtain Walling

### GENERAL ARRANGEMENTS

### Typical Mullion

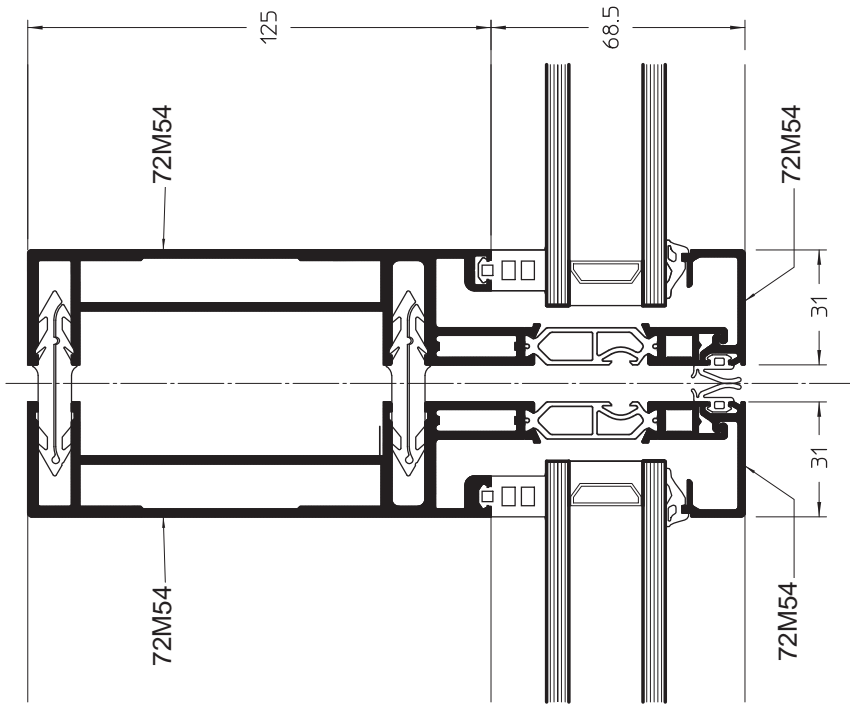


For illustration purposes this drawing is not to scale

## Elegance 72 Unitised Curtain Walling

### GENERAL ARRANGEMENTS

#### Typical Transom



Our policy is one of continuous development and consequently we reserve the right to vary the products and their performance specification shown in this literature without notice.

All products and systems which Sapa supply are supplied subject to Sapa's standard Terms and Conditions of Sale which may vary from time to time.

This Technical Data Sheet is for specification guidance only. It should not be relied on for manufacturing or installation details which must instead be obtained from Sapa Building Systems' Fabrication Manuals. For further assistance please contact one of our Project Consultants by calling the Marketing Department on the number below.

© Sapa Building Systems Limited. This data sheet is issued subject to the condition that it shall not be reproduced without the consent of Sapa Building Systems Limited in writing

Brochure reference C4945 0310

Sapa Building Systems Limited

Postal address Alexandra Way, Ashchurch, Tewkesbury, Gloucestershire GL20 8NB

Telephone 01684 853500 Fax 01684 851850

E-mail [info@sapabuildingsystems.co.uk](mailto:info@sapabuildingsystems.co.uk) Website [www.sapabuildingsystems.co.uk](http://www.sapabuildingsystems.co.uk)

**sapa:**

**buildingsystem**

ARCHITECTURAL ALUMINIUM SOLUTIONS